



Name: _____


Date: _____


Directions:


1. These are cause and effect cards for *Watercress*. Read the cards.
2. Cut out the cause and effect cards.
3. Mix the cards up then place them face down in front of you.
4. Turn two cards over. If the cause and effect are a match, keep the cards and place them on your sorting mat. If they don't match flip them back over.
5. Play until you find all the matches.
6. Hint: The cards with a square are cause cards. The cards with a circle are effect cards.


The girl squirms away because 


she learned about her family's past and the famine her mom's family went through. 


The brother's and sister's shoes are muddy because 

there are tiny snails on the watercress roots. 

The girl thought free was "bad" because 

kids laughed at her second-hand clothes. 

The girl finally tries a bite of watercress because 

they went into the wet ditch to pull out watercress plants with their parents. 

Name: _____

Date: _____

CAUSE CARDS

1

2

3

4

EFFECT CARDS

1

2

3

4

REMEMBER!

The **cause** is **why** something happened.

The **effect** is **what** happened.



Name: _____

Date: _____

CAUSE CARDS

The girl squirms away because

The brother's and sister's shoes are muddy because

The girl thought free was "bad" because

The girl finally tries a bite of watercress because

EFFECT CARDS

there are tiny snails on the watercress roots.

they went into the wet ditch to pull out watercress plants with their parents.

kids laughed at her second-hand clothes.

she learned about her family's past and the famine her mom's family went through.

REMEMBER!

The **cause** is **why** something happened.

The **effect** is **what** happened.

