
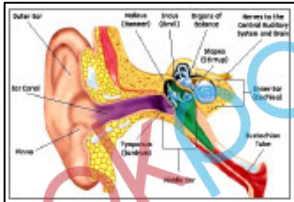






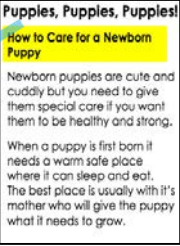



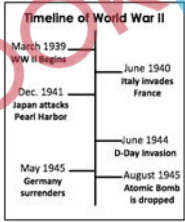


# Features of Nonfiction Text

Text Feature	What it Looks Like	How it Helps	Where it's Found																
<b>Captions</b>	 <p>Red Eyed Tree Frogs are medium sized frogs who grow to be around 3 inches long.</p>	Helps readers understand what's happening in a picture or photo	Below a picture or photo																
<b>Diagram</b>		Helps the reader understand the parts of people, places, or things in the text	Next to text that matches the topic of the diagram																
<b>Glossary</b>		Helps the reader understand new words that are important in the text	At the end of a text (before the index)																
<b>Graphs</b>		Helps the reader compare information and understand data	Next to text that matches the topic of the data displayed on the graph																
<b>Heading</b>	<p><b>Puppies, Puppies, Puppies!</b>  <b>How to Care for a Newborn Puppy</b>          Newborn puppies are cute and cuddly but you need to give them special care if you want them to be healthy and strong.          When a puppy is first born it needs a warm safe place where it can sleep and eat. The best place is usually with its mother who will give the puppy what it needs to grow.</p>	Helps the reader know what the section or chapter is about	At the beginning of a new section or chapter																
<b>Index</b>	<p><b>Index</b></p> <table border="1"> <tr> <td>Earth</td> <td>The Milky Way</td> </tr> <tr> <td>2, 6, 10, 15</td> <td>4 - 6, 15, 28, 30</td> </tr> <tr> <td>Planets</td> <td>Universe</td> </tr> <tr> <td>2, 10, 12, 16, 22, 28-34, 40</td> <td>8, 13, 17, 21, 24</td> </tr> <tr> <td>Stars</td> <td></td> </tr> <tr> <td>6, 13, 17, 21, 26, 35, 40, 47</td> <td></td> </tr> <tr> <td>Sun</td> <td></td> </tr> <tr> <td>2, 7, 11, 21, 25, 30, 33, 43</td> <td></td> </tr> </table>	Earth	The Milky Way	2, 6, 10, 15	4 - 6, 15, 28, 30	Planets	Universe	2, 10, 12, 16, 22, 28-34, 40	8, 13, 17, 21, 24	Stars		6, 13, 17, 21, 26, 35, 40, 47		Sun		2, 7, 11, 21, 25, 30, 33, 43		Helps the reader find specific information quickly and easily	At the end of a text (after the glossary)
Earth	The Milky Way																		
2, 6, 10, 15	4 - 6, 15, 28, 30																		
Planets	Universe																		
2, 10, 12, 16, 22, 28-34, 40	8, 13, 17, 21, 24																		
Stars																			
6, 13, 17, 21, 26, 35, 40, 47																			
Sun																			
2, 7, 11, 21, 25, 30, 33, 43																			

# Features of Nonfiction Text

Text Feature	What it Looks Like	How it Helps	Where it's Found
Labels		Helps the reader understand images by pointing out specific parts	Next to an image
List		Helps the reader by making information easier to see and read	In the text
Maps		Helps the reader understand where information in a text happened	Next to text that discusses the location shown on the map
Photograph		Helps the reader know what people, places, and things look like in real life	Next to text that matches the photograph
Subtitle		Helps the reader know the topic of the next paragraph	Below a heading and before a paragraph or set of paragraphs
Table of Contents		Helps the reader find specific information quickly and easily	At the beginning of a text

# Features of Nonfiction Text

Text Feature	What it Looks Like	How it Helps	Where it's Found
Timeline	 <p>Timeline of World War II</p> <ul style="list-style-type: none"> <li>March 1939: WW II Begins</li> <li>June 1940: Italy invades France</li> <li>Dec. 1941: Japan attacks Pearl Harbor</li> <li>June 1944: D-Day Invasion</li> <li>May 1945: Germany surrenders</li> <li>August 1945: Atomic Bomb is dropped</li> </ul>	Helps the reader understand the sequence of events described in the text	In the text
Title	 <p>NEWS</p> <p>THE DUMPKIN BOON</p>	Helps the reader know what the text is about	At the top of an article or on the cover of a book
Types of Print	 <p><b>Bold Print</b></p> <p><i>Italic Print</i></p> <p><u>Underlined Print</u></p>	Helps the reader know that certain words are important	In the text