

Word Work Lesson Plan and Activities

Instructional
Focus Based on
the Words in
the Book

Word Work

Yol Yes?
By: Chris Raschika
Grade Level: K / Guided Reading Level: C

Instructional Focus:
Beginning Letter Sounds

Background:
Working with beginning letter sounds helps readers associate letters and sounds with words. Encourage your students to match the beginning letter to the picture.

Examples:

A	
apple	
answer	
across	

Materials and Preparation:

- A Copy of Yol Yes? by Chris Raschika
- Chart Paper
- Sorting Cards (1 set per group)
- Alphabet Chart (1 per group)
- Match Up Score Sheet
- Match Up Directions
- Beginning Sound Stamp
- Optional - Word Detect

Word Work

Yol Yes?
By: Chris Raschika
Grade Level: K / Guided Reading Level: C

**Step 1:
Introduce the Focus of Word Work**

Introduce Beginning Letter Sounds

- Gather students.
- Ask students to tell you a word they know how to spell.
- Call upon students to share their word. Ask them to spell their word and write it on the board or a piece of chart paper.
- Discuss the fact that all words begin with a beginning letter sound.
- Provide each child with a copy of the alphabet chart.
- Say each letter, read the word, and point to the picture (example: A, apple).

**Step 2:
Connect Word Work to Reading**

Beginning Letter Sounds in the Text

- Explain to students that the book you will be reading has very few words.
- Show the students the cover of Yol Yes?.
- Ask students to identify the beginning letter & sound of the both words yo and yes. (Y)
- Display the set of word cards and explain these are words from Yol Yes?.
- Read the words aloud with class and invite students to say the beginning letter and sound of each word.
- Read Yol Yes?.

Word Work Lesson Plan | ©BookPages.com

Step by Step Lesson Plan

Word Work

Yol Yes?
By: Chris Raschika
Grade Level: K / Guided Reading Level: C

**Step 3:
Guided Word Work Practice**

Interactive Exploration

- Show students the set of (8) word cards from the story.
- Explain they will each get their own to use as flash cards and for a matching game with a partner.
- Model underlining beginning letter and say letter/sound.
- Allow students to underline the beginning letter sound on each card.
- Model how to cut apart the cards.
- Pair students.
- Read directions for Match Up aloud and provide each pair of students with the Match Up Score Sheet.
- Allow students to play.
- Circulate and assist students as needed.

**Step 4:
Independent Word Work Practice**

Practice Page

- Give each student a copy of Beginning Sound Stamp Practice Page.
- Give groups set of letter stamps to share.
- Read instructions to students.
- Tell students to use the letter stamp to complete each word (correct beginning sound/letter).

**Step 5:
Reconnect and Reflect on Word Work**

Group Discussion

- Bring the students back together.
- Ask students to explain what they learned about words based on the work they completed.
- Invite students to turn and talk with a partner about their word work.
- Invite 2-3 students to share what they learned with the group.

**Step 6:
Extend Word Work (optional)**

Extension Activity

- Talk a word walk through Yol Yes?.
- Invite students to say first letter and sound of the words on each page as the teacher points to each word.
- Alternatively, students can keep track of the words using their personal reading notebooks.

Word Work Lesson Plan | ©BookPages.com

Interactive Activities

Independent
Practice Page

Beginning Letter Sounds Sorting Cards

Interactive Activity

Directions:
Cut out the sorting cards below. Use the cards to play Match Up Game.









oh	friends
me	
no	yes
you	yo

Guided Word Work Practice | ©BookPages.com

Beginning Sound Stamp

Word Work Practice Page

Directions:
Choose a beginning letter sound from the SoundBox below. Write the beginning letter to complete each word.

	a t		i v e
	e y		o o r
	i g		o o k
	a r		r e e

Name: _____ Independent Word Work Practice | ©BookPages.com