

# Word Work Lesson Plan and Activities

Instructional Focus Based on the Words in the Book

### Word Work

**Weird Sea Creatures**  
By: Laura Marsh  
Grade Level: 2 / Guided Reading Level: L

**Instructional Focus:**  
Consonant Digraphs: -sh, -ch, and -th sounds

**Background:**  
The letters -sh, -ch, and -th each make their own sound. These digraphs can occur at the beginning, middle, or end of a word.

**Examples:**

-sh	-ch
shop	much
ship	chance
shack	churn
sharp	chop
shell	chop

**Materials and Preparation:**

- A copy of *Weird Sea Creatures*
- Chart paper
- Marker
- Sticky notes
- Prepare 'sh, ch, and th' fishing net
- Explanation
- Prepare 'sh, ch, and th' sounds
- Optional - see Extend Engagement
- Optional - Word Detective

### Word Work

**Weird Sea Creatures**  
By: Laura Marsh  
Grade Level: 2 / Guided Reading Level: L

**Step 1: Introduce the Focus of Word Work**

**Introduce Consonant Digraphs: -sh, -ch, and -th sounds**

- Tell students that today, you are going to focus on words with 'sh, ch, and th' sounds.
- Draw students' attention to the anchor chart.
- Read to students the sentence on page 4 of *Weird Sea Creatures* and have them identify the rule for these sounds: "The letters 'sh, ch, and th' make their own sound. You can hear the sounds at the beginning, middle, or end of words."
- Read each word on the chart, circling the 'sh, ch, or th' in each word as you emphasize the sounds they make.
- Discuss whether these sounds are found at the beginning, middle, or end of the words.
- Have students turn and talk with a partner to brainstorm more examples of words with the 'sh, ch, or th' sounds.
- Add new words to the chart.

**Sample Anchor Chart**

**sh, ch, and th sounds**

Rule: The letters sh, ch, and th each make their own sound. The sounds can come at the beginning, middle, or end of a word.

sh	ch	th
dash	chip	three
fish	which	thick
she	punch	tooth

**Step 2: Connect Word Work to Reading**

**Consonant Digraphs: -sh, -ch, and -th sounds in the Text**

- Explain to students that the book they are reading today has several examples of words with 'sh, ch, or th' sounds.
- Model listening for these words by reading **pages 4-5** of *Weird Sea Creatures* aloud.
- Invite students to identify the words on the pages that have 'sh, ch, or th' sounds (balloonfish, the, they, them).
- Discuss these words and add them to the chart under the correct sound heading, pointing out whether the sounds were found at the beginning, middle, or end of the words.
- Distribute sticky notes.
- Tell students you are going to read another chapter. This time, they should listen for words that have the 'sh, ch, or th' sounds. And write one word on their sticky notes.
- Add notes to the anchor chart when you have finished reading.

**Examples of consonant digraphs: -sh, -ch, and -th sounds:**

sh	ch	th
fish	catch	the
shallow	hatchefish	they
sharp	patches	them
flash	touch	there

Word Work Lesson Plan | ©BookPagez.com

Step by Step Lesson Plan

Optional Activity to Extend Engagement

List of words in the book that match the instructional focus

### Word Work

**Weird Sea Creatures**  
By: Laura Marsh  
Grade Level: 2 / Guided Reading Level: L

**Step 3: Guided Word Work Practice**

**Interactive Exploration**

- Explain to students that they are now going to practice what they've learned by playing a game called "Go Fish."
- Break students into pairs.
- Give each pair a set of Sound Fish and a "sh, ch, and th" fishing net.
- Students should work together to read the words on the fish and sort the words into the correct net.

**Step 4: Independent Word Work Practice**

**Practice Page**

- Give each student a copy of the 'sh, ch, and th' sounds practice page.
- Read through the directions with the class and then allow students to complete the page individually, monitoring students while they work.

**Step 5: Reconnect and Reflect on Word Work**

**Group Discussion**

- Bring the students back together.
- Ask students to explain what they learned about words with the consonant digraphs -sh, -ch, and -th sounds based on the work they completed.
- Invite students to turn and talk with a partner about their Word Work.
- Invite 2-3 students to share what they learned with the group.

**Step 6: Extend Word Work (optional)**

**Extension Activity**

- Ask students to be on the lookout for **consonant digraphs -sh, -ch, and -th sounds** in their own reading. Tell them to write their words on a sticky note and add them to the anchor chart. (Review the added sticky notes with the class later in the day or before moving on to the next Word Work lesson).
- Alternatively, students can keep track of the words using the **Word Detective** worksheet.

Word Work Lesson Plan | ©BookPagez.com

Interactive Activity

Prep: Copy and cut out one set of fish per pair of students.

shop	brush
splash	sharp
shrink	shape

©BookPagez.com

Independent Practice Page

Extension Activity

**Word Detective: -sh, -ch, and -th sounds**  
Extension Activity







**Directions:**  
Be a word detective!  
Be on the lookout for the **-sh, -ch, and -th sounds** while you read. Write the word that you find along with the title of the book where you found the word, the page, and the sentence with the word or phrase.

Word	Book Title	Page	Sentence

Name: \_\_\_\_\_ Independent Word Practice | ©BookPagez.com

**-sh, -ch, and -th sounds**  
Word Work Practice Page

**Directions:**  
Color the digraph that goes each picture.

	sh ch th		sh ch th
	sh ch th		sh ch th
	sh ch th		sh ch th

Name: \_\_\_\_\_ Independent Word Practice | ©BookPagez.com