





Vocabulary Connections Resources




	<p>Voices in the Park By: Anthony Browne Grade (Level): 2 / Guided Reading Level: L</p>
Vocabulary Connections	
<p>Important Words to Read and Understand in "Voices in the Park"</p>	
<p>Chaffered To talk very quickly without stopping</p>	
<p>Labrador A type of dog that is a retriever and has short black or yellow fur</p>	
<p>Mongrel An animal that is a mixture of different breeds (not pure breed)</p>	
<p>Pedigree A pure bred animal whose ancestors were also pure bred</p>	
<p>Twit A foolishly annoying person</p>	
<p>Whimp Someone who others think of as weak; A follower and not a leader</p>	

Important Words to Know and Understand in Voices in the Park Word List

Voices in the Park
 By: Anthony Browne
 Grade Level: 2 / Guided Reading Level: L

Vocabulary Connections

Chattered	Labrador	Mongrel
		

Pedigree	Twit	Whimp
		

Picture Vocabulary Sorting Cards | ©BookPage.com

Word and Picture Sorting Cards

Vocabulary Connections

Voices in the Park
 By Anthony Browne
 Grade Level: 2 / Guided Reading Level: L

1. Key Word Definition

Write on the dotted line

2. Fold on the middle line

Write a type or define the top of each card to match

<p style="font-size: 1.5em; font-weight: bold; text-align: center;">Chattered</p> <p style="text-align: center;">Labrador</p>	<p style="font-size: 1.5em; font-weight: bold; text-align: center;">Mongrel</p>
<p>To talk very quickly without stopping</p>	<p>A type of dog that is a retriever and has short black or yellow fur</p>

<p style="font-size: 1.5em; font-weight: bold; text-align: center;">Pedigree</p>	<p style="font-size: 1.5em; font-weight: bold; text-align: center;">Twit</p>	<p style="font-size: 1.5em; font-weight: bold; text-align: center;">Whimp</p>
<p>A pure bred animal whose ancestors were also pure bred</p>	<p>A foolishly annoying person</p>	<p>Someone who others think of as weak; a follower and not a leader</p>

Word and Definition Sorting Cards

<h2>Vocabulary Connections</h2>			<p>Voices in the Park By Anthony Browne Grade Level: 2 Douded Reading Level: L</p>
<p>Chattered is a/an noun verb adverb adjective</p> <p>Definition of Chattered:</p> <p>_____</p> <p>_____</p> <p>_____</p> <p>_____</p> <p>_____</p>	<p>Labrador is a/an noun verb adverb adjective</p> <p>Definition of Labrador:</p> <p>_____</p> <p>_____</p> <p>_____</p> <p>_____</p> <p>_____</p>	<p>Mongrel is a/an noun verb adverb adjective</p> <p>Definition of Mongrel:</p> <p>_____</p> <p>_____</p> <p>_____</p> <p>_____</p> <p>_____</p>	<p>Voices in the Park by Anthony Browne Illustrating Level: 2</p> <p>Step by Step Directions:</p> <p>1. Cut out the Carded line. 2. Fold on the Dashed line. 3. Connect the Vocabulary Card to the front of the book. 4. Read the definition of the selected vocabulary word on the back. 5. Write the vocabulary word on the front of the book.</p>
<p>Chattered looks like this:</p> <p>_____</p> <p>_____</p> <p>_____</p> <p>_____</p> <p>_____</p>	<p>Labrador looks like this:</p> <p>_____</p> <p>_____</p> <p>_____</p> <p>_____</p> <p>_____</p>	<p>Mongrel looks like this:</p> <p>_____</p> <p>_____</p> <p>_____</p> <p>_____</p> <p>_____</p>	<p>Step by Step Directions:</p> <p>1. Read the Dashed line. 2. Read on the Dashed line. 3. Connect the Vocabulary Card to the front of the book. 4. Read the definition of the selected vocabulary word on the back. 5. Write the vocabulary word on the front of the book.</p>
<p>Chattered reminds me of:</p> <p>_____</p> <p>_____</p> <p>_____</p> <p>_____</p> <p>_____</p>	<p>Labrador reminds me of:</p> <p>_____</p> <p>_____</p> <p>_____</p> <p>_____</p> <p>_____</p>	<p>Mongrel reminds me of:</p> <p>_____</p> <p>_____</p> <p>_____</p> <p>_____</p> <p>_____</p>	<p>Step by Step Directions:</p> <p>1. Read the Dashed line. 2. Read on the Dashed line. 3. Connect the Vocabulary Card to the front of the book. 4. Read the definition of the selected vocabulary word on the back. 5. Write the vocabulary word on the front of the book.</p>
<p>I saw this word in</p> <p>_____</p> <p>_____</p> <p>_____</p> <p>_____</p> <p>_____</p>	<p>I saw this word in</p> <p>_____</p> <p>_____</p> <p>_____</p> <p>_____</p> <p>_____</p>	<p>I saw this word in</p> <p>_____</p> <p>_____</p> <p>_____</p> <p>_____</p> <p>_____</p>	<p>Step by Step Directions:</p> <p>1. Read the Dashed line. 2. Read on the Dashed line. 3. Connect the Vocabulary Card to the front of the book. 4. Read the definition of the selected vocabulary word on the back. 5. Write the vocabulary word on the front of the book.</p>

Interactive Vocabulary Notebook Cards

Word Games


with Words from Voices in the Park

Find each of the words in the word search below. When you have found all of the words, look for a hidden message in the words.

Word Bank

CHATTERED
LABRADOR
MONGREL
PEDIGREE
TWIT
WHIMP

The hidden message is:



CHATTERED

LABRADOR

MONGREL

PEDIGREE

TWIT

WHIMP

1 3 4 5

Number of Syllables

Word Games

Voices in the Park

Find in the word search below, words, look for a hidden

T V O I C E S W H Y A A R

H B F S U G Q D Q C L I X R

P E Y W J D A M F L M H W V

Q U E M P G Z G S N R X H M

G S O V N P E M S F J R I H L

M A W H I I M P T T L K E C Z

E E C B A E G W O G M V U

T J U E B A I I N K C W O T F

D Y T O N S T I O K K E A R H

I K A U Y Z S O R V U A F A

G R A U C H A T T E R E D Q L

R G U Y D T D Y L G M H S Z

G E T I M K O B D I N W S U

J I X W A L A B R A D O R J W Y

I O A G A B B U C R S Y G S G

Directions:

Graph the number of syllables in each of the words in the word bank.

1 3 4 5

Number of Syllables

Word Games

Voices in the Park

Find in the word search below, words, look for a hidden

T V O I C E S W H Y A A R

A S S O O D P G C L X R

T W J D A M F L M H W V

B E M P G Z G S N R X H M

O V N P E M S F J R I

W N I M I Z T I K K E A R H

C B A E G W V O G M V U

J U E B A I I N K C W O T F

T O N S T I O K K E A R H

A U Y Z S O R V U A F A

A U C H A T T E R E D Q L

Y D F T D Y L G M H S Z

I M I K O B D I N W S U

G E T I M K O B D I N W S U

A G A B B U C R S Y G S G

Directions:

Graph the number of syllables in each of the words in the word bank.

1 3 4 5

Number of Syllables

Name: _____

bookPagez.com

4 5

Number of Syllables

Arts and K12 ©BookPagez.com


Word Games and Answer Key

Vocabulary Connections

Voices in the Park
 By Anthony Browne
 Grade Level: 2 / Guided Reading Level: L

Voices in the Park

By Anthony Browne




(Read by Step 1)
 2. Read the book aloud. 3. Read the vocabulary words and their definitions out loud. 4. Read the vocabulary words to your classmates out loud. 5. Read the book aloud.

A new word that I learned from this book is:

.....

.....

Name: _____



Personalized Vocabulary Bookmark

Name: _____

Vocabulary Connections

Directions:

- Write a word from your reading that is new to you in the first column.
- Read the sentence below again after the sentence where the word appeared. Write what you think the word means in the second column.
- Explain why you think your definition makes sense based on the context clues in the text.
- Write the dictionary definition.
- Place a check mark in the last column if the dictionary definition matches what you thought the word meant.

Word	What I Think the Word Means	Context Clues	Real Definition	<input checked="" type="checkbox"/>

Connect to Your Life

When or where have you seen it, heard it, felt it, smelled it, or tasted it?

Copyright © by The McGraw-Hill Companies, Inc.