

Word Work Lesson Plan and Activities

Instructional
Focus Based on
the Words in
the Book

Word Work

Under the Quilt of Night
By: Deborah Hopkinson
Grade Level: 3 / Guided Reading Level: N

Instructional Focus:
Prepositions / Prepositional Phrases

Background:
A preposition is a word that is used to show the location, position, or direction of something in relation to another noun or pronoun.

Examples:

Prepositions
in
over
before
along
beyond
to
out
by
outside
against
near

Materials and Preparation:

- A Copy of *Under the Quilt of Night*
- Chart Paper
- Two sets of Giant Preposition Cards
- Placed the Prepositions Practice Page
- Lined writing paper
- Pencils
- Optional - Word Detective

Word Work

Under the Quilt of Night
By: Deborah Hopkinson
Grade Level: 3 / Guided Reading Level: N

Step 1:
Introduce the Focus of Word Work

Sample Anchor Chart

PREPOSITIONS	PREPOSITIONAL PHRASES
from	from the ground
into	into the water
around	around the clock
on	on the map
between	between the trees
across	across the river
through	through the hole

Introduce Prepositions / Prepositional Phrases

- Write some examples of prepositions on chart paper, blackboard, or Smart Board (examples: across, under, at, to, below, in, out).
- Tell students that the words you've written are prepositions.
- Explain that a preposition is a word that is used to show direction, location, or time. When coupled with a noun or a pronoun, it becomes a prepositional phrase.
- Tell students that we use prepositions in phrases to tell where specific nouns are in the physical world.
- Prompt students to tell where different items are in the classroom. (Example prompt: Tell me where the clock is located. Example answer: The clock is above the lockers.)
- Allow students to ask questions. Write the prepositional phrases that the class creates on the anchor chart.

Step 2:
Connect Word Work to Reading

Prepositions / Prepositional Phrases in the Text

- Tell the students that the book they will be reading today has lots of examples of prepositions and prepositional phrases.
- Show them the cover of *Under the Quilt of Night*.
- Ask the students to listen carefully and look at the words while you read. Instruct them to raise their hands when they hear a preposition.
- After reading the cover, ask the students to identify the prepositions and prepositional phrases they hear. Add the words to the chart paper.
- Tell the students that you are going to read the book once from beginning to end. Tell them to be listening for prepositions.
- Remind students to be polite and not to interrupt while you read.
- Read *Under the Quilt of Night*.

Examples of Prepositions and Prepositional Phrases found in the Text:

• under	• under the quilt
• at	• at the night
• on	• on the path
• from	• from the farm
• in	• in the bushes
• to	• to reach me
• over	• over my shoulder
• down	• down my neck
• across	• across the sky

Word Work Lesson Plan | ©BookPages.com

Step by Step Lesson Plan

List of words in the book that
match the instructional focus

Word Work

Under the Quilt of Night
By: Deborah Hopkinson
Grade Level: 3 / Guided Reading Level: N

Step 3:
Guided Word Practice

Interactive Exploration

- Explain to students that they will be playing a game called Giant Preposition Fairs.
- Duplicate two each of the full-page prepositions, so that there are 12 pairs altogether (included with this lesson).
- Have students arrange their desks in a grid pattern (4 rows of 6 desks each).
- Randomly arrange each of the 24 papers face down on the desks.
- Students can work in teams, with one student acting as the captain.
- Each team takes a turn where one student turns over a card, and the next student on the same team turns over another card, trying to make a match.
- If a match is made, the team should brainstorm a sentence using the preposition correctly, and the captain should share it with the class. The teacher should determine the accuracy of the sentence.
- When the team accomplishes this they may "keep" the cards.
- If a match is not made when the two cards are turned over, the cards are replaced, and the other team gets a chance to turn over two cards.
- This process continues until all of the pairs of prepositions have been found.
- The team with the most pairs of cards, wins.
- Shuffle the cards, replace on the desks and play as many times as desired.
- The more students play the game, the better they should be able to recognize various prepositions.

Step 4:
Independent Word Practice

Practice Page

- Duplicate one copy of *Place the Preposition Practice Page* for each student.
- Have the students choose the appropriate preposition below the boxes to write under each picture.
- To extend the activity, have students number a lined piece of paper from one to nine. Have the students write a sentence about the picture using the preposition. For example: the puppy is inside the box. Have them underline the prepositional phrase after they have finished writing each sentence.

Word Work Lesson Plan | ©BookPages.com

Interactive Activities

Independent
Practice Page

Extension Activity

Word Detective: Prepositions and Prepositional Phrases
Extension Activity










Directions:
Be a word detective!
Be on the lookout for prepositions and prepositional phrases while you read. Write the word that you find along with the title of the book where you found the word, the page, and the sentence with the word or phrase.

Word	Book Title	Page	Sentence

Name: _____ Word Work Extension Activity | ©BookPages.com

Place the Preposition
Word Work Practice Page

Directions:
Study the pictures. Choose a preposition from the list below and write it under the correct corresponding picture.

Prepositions
around behind between
inside on through
over up under

Name: _____ Independent Word Practice | ©BookPages.com