

Word Work Lesson Plan and Activities

Instructional
Focus Based on
the Words in
the Book

Word Work

By: Laura Marsh
Grade Level: 2 / Guided Reading Level: K

Instructional Focus:
R-Controlled Syllables

Background:
When a syllable has a single vowel sound so that it is no longer short.

Examples:

germ	stern
nerve	vers
pester	fend
temper	dinn

Materials and Preparation:

- A copy of **Tigers** by Laura Marsh
- Chart paper
- Marker
- Sticky notes
- Prep Feed the Tiger
- R-Controlled Syllable T
- R-Controlled Syllable p
- Optional - See Extend E
- Optional - Word Detective

Word Work

By: Laura Marsh
Grade Level: 2 / Guided Reading Level: K

**Step 1:
Introduce the Focus of Word Work**

Sample Anchor Chart

Bossy R Words

When a word has a syllable with a vowel followed by an "r", the letter "r" is so bossy that it changes the vowel sound so it is no longer short!

-er	-ur	-or
germ	turtle	spout

Introduce R-Controlled Syllables

- Direct students' attention to the anchor chart.
- Read the sentence on the anchor chart. Explain the rule that r-controlled syllable "bossy r" words follow.
- Prompt students to look at the sample words "germ," "turtle" and "spout" written on the chart. Say the words together and circle the r-controlled syllable in each.
- Have students identify the vowel in each word and the r following the vowel.
- Point out to students that when the "r" follows the vowel in these words, and it changes the vowel sound.
- Have students turn and talk with a partner to brainstorm more examples of r-controlled syllable words. Add them to the chart as you discuss.

R-Controlled Syllables in the Text

- Explain to students that the book they are reading today will have many examples of these r-controlled syllable words.
- Show students **pages 4-6 of Tigers**. Tell the students to listen carefully for r-controlled syllable words as they look at the pages while they read. Ask students to give a thumbs up when they hear one of these words. As students respond, you can add the words to the chart.
- Pass out one sticky note to each student. Explain that they are going to listen as you read the entire book, and when they hear or see an r-controlled syllable word, they should write the example on the sticky note.
- After reading the book, have students share their examples with the class. Discuss the examples they heard and saw and add the words to the anchor chart.

Examples of R-Controlled Syllable Words Found in the Text:

• tigers	• water	• bigger	• thicker
• hunters	• terrific	• another	• eater
• term	• temperatures	• put-	• fur
• hamburgers	• hurt	• perfectly	• nurses
• world	• for	• natural	• or
• color	• farm	• forest	• favorite
	• carnivores		

Word Work Lesson Plan | ©BookPagez.com

Step by Step Lesson Plan

Optional
Activity to
Extend
Engagement

List of words in the book that
match the instructional focus

Word Work

By: Laura Marsh
Grade Level: 2 / Guided Reading Level: K

**Step 3:
Guided Word Work Practice**

Interactive Exploration

- Explain to students that they are now going to practice what they've learned by playing a game called "Feed the Tiger"
- Have students get into pairs.
- Give each student a Feed the Tiger page and a set of r-controlled syllable prey cards. Make sure the cards are mixed up.
- Students should race by drawing a prey card from their stack and putting the card next to the correct tiger on their Tiger Hunt!
- Whoever sorts all their prey cards correctly first wins!

**Step 4:
Independent Word Work Practice**

Practice Page

- Give each student a copy of **R-Controlled Syllables** practice page.
- Read through the directions with the class and then allow students to complete the page individually, monitoring students while they work.

**Step 5:
Reconnect and Reflect on Word Work**

Group Discussion

- Bring the students back together.
- Ask students to explain what they learned about words with the r-controlled syllable based on the work they completed.
- Invite students to turn and talk with a partner about their Word Work.
- Invite 2-3 students to share what they learned with the group.

**Step 6:
Extend Word Work (optional)**

Extension Activity

- Ask students to be on the lookout for r-controlled syllables in their own reading. Tell them to write their words on a sticky note and add them to the anchor chart. (Review the added sticky notes in the class later in the day or before moving on to the next Word Work lesson).
- Alternatively, students can keep track of the words using the **Word Detective** worksheet.

Word Work Lesson Plan | ©BookPagez.com

Interactive Activities

Independent
Practice Page

Feed the Tiger

Directions:
Challenge a partner to see who can feed their tigers the fastest! Feed the tigers by sorting your prey cards into the correct feed bowls. Have your partner check your bowls. The first person to correctly sort their words wins!

Tiger Prey Cards

them to play Feed the Tiger.

Lurch	Curb
rdle	Porch
orn	For
m	Pester
	Verse

Guided Word Work Practice | ©BookPagez.com

Extension Activity

Word Detective: R-Controlled Syllables
Extension Activity

Directions:
Be a word detective!
Be on the lookout for the r-controlled syllable words while you read. Write the word that you find along with the title of the book where you found the word, the page, and the sentence with the word or phrase.

Word	Book Title	Page	Sentence






Name: _____ Independent Word Work Practice | ©BookPagez.com

R-Controlled Syllables
Word Work Practice Page

Directions:
Circle the letters that make up the r-controlled syllable in each of these words.

sturdy	force	born	terrific
expert	water	fur	eater

Directions:
Complete each of these words with the correct spelling of the r-controlled syllable by writing "er," "ur," or "ur." Use the pictures as clues for each word.

Spid ____	
T ____ tle	
Sp ____ ts	
H ____ se	
Flow ____	

Name: _____ Independent Word Work Practice | ©BookPagez.com