

Vocabulary Connections Resources

Important Words to Know and Understand in The Story of Ruby Bridges Word List

Vocabulary Connections

The Story of Ruby Bridges
By: Robert Coles
Grade Level: 3 / Guided Reading Level: C

Important Words to Know and Understand in "The Story of Ruby Bridges"

Anxious
Afraid or nervous especially about what may happen : feeling anxiety

Courage
The ability to do something that you know is difficult or dangerous

Credit
Money that a bank or business will allow a person to use and then pay back in the future

Desegregate
To end a policy that keeps people of different races apart : to end a policy of segregation

Education
The knowledge, skill, and understanding that you get from attending a school, college, or university

Federal
Of or relating to the central government

Leader
Someone or something that leads others: such as a : someone who guides other people

Marshal
A federal official who is responsible for doing the things that are ordered by a court of law, finding and capturing criminals, etc.




Persuade
To cause (someone) to do something by asking, arguing, or giving reasons

Spirit
The force within a person that is believed to give the body life, energy, and power




Vocabulary Word List | ©BookPages.com

Vocabulary Connections

The Story of Ruby Bridges
 By: Robert Coles
 Grade Level: 3 / Guided Reading Level: 0

Anxious	Courage	Credit
		

Directions:
 1. Read the story.
 2. Find on the book the 9 words, topics or subjects the story is about.
 3. Write, draw or paste the word or picture in the box.

Desegregate	Education	Federal
		

Word and Picture Sorting Cards

The Story of Ruby Bridges
 By: Rebecca Cottrell
 Grade Level: 3 / Guided Reading Level: C

Vocabulary Connections

Step 1: Flip Definitions
 1. Cut out the word cards. 2. Fold on the solid line. 3. Write, draw or repeat the top of each card on the back.

Anxious	Courage	Credit
Afraid or nervous especially about what may happen: feeling anxiety	The ability to do something that you know is difficult or dangerous	Money that a bank or business will allow a person to use and then pay back in the future

Desegregate	Education	Federal
To end a policy that keeps people of different races apart : to end a policy of segregation	The knowledge, skill, and understanding that you get from attending a school, college, or university	Of or relating to the central government!

Definition Vocabulary Sorting Cards | ©BookPages.com

Word and Definition Sorting Cards

<h2 style="text-align: center;">The Story of Ruby Bridges</h2> <p style="text-align: center;">By Robert Coles</p> <p style="text-align: center;">Grade Level 3 / Guided Reading Level: O</p>		
<h3 style="text-align: center;">Vocabulary Connections</h3>		
<p>Anxious is a/an _____</p> <p>noun verb _____</p> <p>adverb adjective _____</p> <p>Definition of Anxious:</p> <p>_____</p> <p>_____</p> <p>_____</p> <p>_____</p>	<p>Courage is a/an _____</p> <p>noun verb _____</p> <p>adverb adjective _____</p> <p>Definition of Courage:</p> <p>_____</p> <p>_____</p> <p>_____</p> <p>_____</p>	<p>Credit is a/an _____</p> <p>noun verb _____</p> <p>adverb adjective _____</p> <p>Definition of Credit:</p> <p>_____</p> <p>_____</p> <p>_____</p> <p>_____</p>
<p>Anxious looks like this:</p> <p>_____</p> <p>_____</p> <p>_____</p> <p>_____</p>	<p>Courage looks like this:</p> <p>_____</p> <p>_____</p> <p>_____</p> <p>_____</p>	<p>Credit looks like this:</p> <p>_____</p> <p>_____</p> <p>_____</p> <p>_____</p>
<p>Anxious reminds me of:</p> <p>_____</p> <p>_____</p> <p>_____</p> <p>_____</p>	<p>Courage reminds me of:</p> <p>_____</p> <p>_____</p> <p>_____</p> <p>_____</p>	<p>Credit reminds me of:</p> <p>_____</p> <p>_____</p> <p>_____</p> <p>_____</p>
<p>I saw this word in _____</p>	<p>I saw this word in _____</p>	<p>I saw this word in _____</p>

Step by step Directions:

1. Read the story of Ruby Bridges.

2. Cut out the colored paper & fold on the guideline.

3. Complete the Vocabulary Cards.

4. Glue the cards on the book.

5. Write the Vocabulary Words on the front of the cards.

6. Write the Vocabulary Words on the back of the cards.

7. Glue the cards on the book.

8. Write the Vocabulary Words on the front of the cards.

9. Write the Vocabulary Words on the back of the cards.

10. Glue the cards on the book.

11. Write the Vocabulary Words on the front of the cards.

12. Write the Vocabulary Words on the back of the cards.

13. Glue the cards on the book.

14. Write the Vocabulary Words on the front of the cards.

15. Write the Vocabulary Words on the back of the cards.

16. Glue the cards on the book.

17. Write the Vocabulary Words on the front of the cards.

18. Write the Vocabulary Words on the back of the cards.

19. Glue the cards on the book.

20. Write the Vocabulary Words on the front of the cards.

21. Write the Vocabulary Words on the back of the cards.

22. Glue the cards on the book.

23. Write the Vocabulary Words on the front of the cards.

24. Write the Vocabulary Words on the back of the cards.

25. Glue the cards on the book.

26. Write the Vocabulary Words on the front of the cards.

27. Write the Vocabulary Words on the back of the cards.

28. Glue the cards on the book.

29. Write the Vocabulary Words on the front of the cards.

30. Write the Vocabulary Words on the back of the cards.

31. Glue the cards on the book.

32. Write the Vocabulary Words on the front of the cards.

33. Write the Vocabulary Words on the back of the cards.

34. Glue the cards on the book.

35. Write the Vocabulary Words on the front of the cards.

36. Write the Vocabulary Words on the back of the cards.

37. Glue the cards on the book.

38. Write the Vocabulary Words on the front of the cards.

39. Write the Vocabulary Words on the back of the cards.

40. Glue the cards on the book.

41. Write the Vocabulary Words on the front of the cards.

42. Write the Vocabulary Words on the back of the cards.

43. Glue the cards on the book.

44. Write the Vocabulary Words on the front of the cards.

45. Write the Vocabulary Words on the back of the cards.

46. Glue the cards on the book.

47. Write the Vocabulary Words on the front of the cards.

48. Write the Vocabulary Words on the back of the cards.

49. Glue the cards on the book.

50. Write the Vocabulary Words on the front of the cards.

51. Write the Vocabulary Words on the back of the cards.

52. Glue the cards on the book.

53. Write the Vocabulary Words on the front of the cards.

54. Write the Vocabulary Words on the back of the cards.

55. Glue the cards on the book.

56. Write the Vocabulary Words on the front of the cards.

57. Write the Vocabulary Words on the back of the cards.

58. Glue the cards on the book.

59. Write the Vocabulary Words on the front of the cards.

60. Write the Vocabulary Words on the back of the cards.

61. Glue the cards on the book.

62. Write the Vocabulary Words on the front of the cards.

63. Write the Vocabulary Words on the back of the cards.

64. Glue the cards on the book.

65. Write the Vocabulary Words on the front of the cards.

66. Write the Vocabulary Words on the back of the cards.

67. Glue the cards on the book.

68. Write the Vocabulary Words on the front of the cards.

69. Write the Vocabulary Words on the back of the cards.

70. Glue the cards on the book.

71. Write the Vocabulary Words on the front of the cards.

72. Write the Vocabulary Words on the back of the cards.

73. Glue the cards on the book.

74. Write the Vocabulary Words on the front of the cards.

75. Write the Vocabulary Words on the back of the cards.

76. Glue the cards on the book.

77. Write the Vocabulary Words on the front of the cards.

78. Write the Vocabulary Words on the back of the cards.

79. Glue the cards on the book.

80. Write the Vocabulary Words on the front of the cards.

81. Write the Vocabulary Words on the back of the cards.

82. Glue the cards on the book.

83. Write the Vocabulary Words on the front of the cards.

84. Write the Vocabulary Words on the back of the cards.

85. Glue the cards on the book.

86. Write the Vocabulary Words on the front of the cards.

87. Write the Vocabulary Words on the back of the cards.

88. Glue the cards on the book.

89. Write the Vocabulary Words on the front of the cards.

90. Write the Vocabulary Words on the back of the cards.

91. Glue the cards on the book.

92. Write the Vocabulary Words on the front of the cards.

93. Write the Vocabulary Words on the back of the cards.

94. Glue the cards on the book.

95. Write the Vocabulary Words on the front of the cards.

96. Write the Vocabulary Words on the back of the cards.

97. Glue the cards on the book.

98. Write the Vocabulary Words on the front of the cards.

99. Write the Vocabulary Words on the back of the cards.

100. Glue the cards on the book.

Word Games

with Words from The Story of Ruby Bridges


Directions: Fill in each blank with the correct word from the word bank to complete the sentence.

1. A good _____ knows how to guide other people.
2. Peter is trying to _____ his mother to buy him the toy car.
3. _____ gives people the skills and tools they need to achieve their dreams.
4. Martin Luther King's words put _____ into everyone's heart.
5. Salsa was _____ to discuss his report in front of the class.

Directions: Graph the number of syllables in each of the words below.

XINXIOUS							
COURAGE							
CREDIT							
DESEGREGATE							
EDUCATION							
FEDERAL							
LEADER							
MARSHAL							
PERSUADE							
SPIRIT							
	1	2	3	4	5	6	7

Number of Syllables



WORD BANK
 Anxious
 Leader
 Courage
 Education
 Persuade


Directions: Fill in each blank with the correct word from the word bank to complete the sentence.

1. _____ is the person who guides people to achieve their dreams.
2. _____ gives people the skills and tools they need to achieve their dreams.
3. _____ is the person who guides people to achieve their dreams.
4. _____ is the person who guides people to achieve their dreams.
5. _____ is the person who guides people to achieve their dreams.

Directions: Graph the number of syllables in each of the words below.

XINXIOUS							
COURAGE							
CREDIT							
DESEGREGATE							
EDUCATION							
FEDERAL							
LEADER							
MARSHAL							
PERSUADE							
SPIRIT							
	1	2	3	4	5	6	7

Number of Syllables



WORD BANK
 Anxious
 Leader
 Courage
 Education
 Persuade

Answer Key

Story of Ruby Bridges


Directions: Fill in each blank with the correct word from the word bank to complete the sentence.

1. _____ is the person who guides people to achieve their dreams.
2. _____ gives people the skills and tools they need to achieve their dreams.
3. _____ is the person who guides people to achieve their dreams.
4. _____ is the person who guides people to achieve their dreams.
5. _____ is the person who guides people to achieve their dreams.

Directions: Graph the number of syllables in each of the words below.

XINXIOUS							
COURAGE							
CREDIT							
DESEGREGATE							
EDUCATION							
FEDERAL							
LEADER							
MARSHAL							
PERSUADE							
SPIRIT							
	1	2	3	4	5	6	7

Number of Syllables



WORD BANK
 Anxious
 Leader
 Courage
 Education
 Persuade

Answer Key

Story of Ruby Bridges


Directions: Fill in each blank with the correct word from the word bank to complete the sentence.

1. _____ is the person who guides people to achieve their dreams.
2. _____ gives people the skills and tools they need to achieve their dreams.
3. _____ is the person who guides people to achieve their dreams.
4. _____ is the person who guides people to achieve their dreams.
5. _____ is the person who guides people to achieve their dreams.

Directions: Graph the number of syllables in each of the words below.

XINXIOUS							
COURAGE							
CREDIT							
DESEGREGATE							
EDUCATION							
FEDERAL							
LEADER							
MARSHAL							
PERSUADE							
SPIRIT							
	1	2	3	4	5	6	7

Number of Syllables



WORD BANK
 Anxious
 Leader
 Courage
 Education
 Persuade

Answer Key


Story of Ruby Bridges

Word Games and Answer Key

Interactive Vocabulary Notebook Cards

The Story of Ruby Bridges


By Robert Coles



A new word that I learned in this book is _____

it means _____

it feels _____



Name: _____

By Ruby Bridges **2** First Grade **3** Grade 3 Vocabulary Card

A card for Vocabulary Cards for word reference in this 1st Grade book

Interactive Vocabulary Notebook Personalized Vocabulary Builder Card | 88bookpages.com

Name:

Vocabulary Connections

Directions:
Select a word from your reading that is new to you and write it in the box below. Then fill in the blanks to connect the new word to words you already know.

New Word	
-----------------	--

Name:	<div style="border: 1px solid black; padding: 5px; margin-bottom: 10px;"> Visualize Draw a picture to illustrate the meaning of the word. </div> <div style="border: 1px solid black; padding: 5px;"> Connect to Your Life When or where have you seen it, heard it, felt it, smelled it, or tasted it? </div>
--------------	--

Your reading that is new to you in the first column.
 Below each offer the sentence where the word appears.
 In the second column, write the word's meaning.
 In the third column, explain how your definition makes sense based on the context clues in the sentence.

I Think the Word Means	Context Clues	Real Definition	
		<input checked="" type="checkbox"/>	

Spring Words | ©KhanPages.com

Vocabulary Word Extension Activities

[illegible]

Personalized Vocabulary Bookmark