

Word Work Lesson Plan and Activities

Instructional Focus Based on the Words in the Book

Word Work
The Hello, Goodbye Window
By: Norton Juster
Grade Level: 2 / Guided Reading Level: K

Instructional Focus:
R-Controlled Vowels

Background:
When "a" and "r" are next to each other in a word, the r controls the vowel sound. The "a" does not make a short nor a long sound; instead, the sound of ar together is /ar/. This is similar to what a pirate sounds like when he says, "Arr-matey".

Examples:

| | |
|------|------|
| bar | car |
| mark | jar |
| yarn | farm |
| mart | dark |

Materials and Preparation:

- A Copy of The Hello, Goodbye Window
- Chart Paper or Construction Paper
- Markers
- Scissors (1 per student)
- Dry Erase Board
- Dry Erase Markers
- AR Picture Flash Cards
- "AR" Word Choice
- Optional - Sticky Note
- Optional - Word Detective Worksheet

Step by Step Lesson Plan

Optional Activity to Extend Engagement

List of words in the book that match the instructional focus

Word Work
The Hello, Goodbye Window
By: Norton Juster
Grade Level: 2 / Guided Reading Level: K

Step 1: Introduce the Focus of Word Work

Introduce R-Controlled Vowels

- Tell students that when they see "ar" together in a word, the "r" controls the "a" and makes it silent. When they see "ar," the sound they should make is "arr". Tell students it is like a pirate saying "Arr-matey".
- Have students pretend they are pirates and say "Arr" in unison.
- Direct student attention to the anchor chart and have them repeat after you when you read each "ar" word.
- Next, have students volunteer to come up and draw a line to match the picture to the correct "ar" word on the anchor chart.

Sample Anchor Chart

AR words

star, car, jar, barn

AR words we found in The Hello, Goodbye Window

Step 2: Connect Word Work to Reading

Extend Engagement

- Look in your own book for "ar" words.
- When you find them, write them down on a sticky note.

R-Controlled Vowels in the Text

- Tell students that the book you are reading, *The Hello, Goodbye Window*, has examples of "ar" words.
- Turn to page 6 and instruct the students to listen for the "ar" words as you read. When they hear an "ar" word, ask them to make a pirate face.
- Remind students to be respectful listeners while they make their pirate faces.
- Read page 6 aloud and watch for students to respond to the word "jars" with a pirate face.
- Go back to the beginning of the book and read it aloud all the way through.
- When you have finished reading, ask students to turn to a neighbor and tell him/her one of the "ar" words they remember from the story.
- Have students raise their hands and share the words they heard. Add the student's words to the bottom of the anchor chart.

Examples of R-Controlled Vowels Found in the Text:

- jars, harmonica, dark, stars, are, garden

Word Work Lesson Plan | @BookPagez.com

Word Work
The Hello, Goodbye Window
By: Norton Juster
Grade Level: 2 / Guided Reading Level: K

Step 3: Guided Word Work Practice

Interactive Exploration

- Pass out one "AR" Picture Flash Card Page to each student.
- Direct students to cut out the flash cards on the dotted lines.
- Next, instruct students to fold the cards along the solid line so that the picture is on the front side, and the word is on the back.
- Glue or tape the flash cards together so that the cards stay together.
- Prompt students to facing up.
- Tell students to pick a card and write the word that matches the picture on a dry erase board.
- After writing the "ar" word, the student will flip the card over to check his or her answer.
- Repeat for each card.

Step 4: Independent Word Work Practice

Practice Page

- Pass out the "AR" Word Choice practice page.
- Instruct students to read the sentence and circle the "ar" word that correctly completes the sentence.
- Monitor students while they work.

Step 5: Reconnect and Reflect on Word Work

Group Discussion

- Bring the students back together.
- Ask students to explain what they learned about r-controlled vowels based on the work they completed.
- Invite students to turn and talk with a partner about their Word Work.
- Invite 2-3 students to share what they learned with the group.

Step 6: Extend Word Work (optional)











Extension Activity

- Ask students to be on the lookout for r-controlled vowels in their own reading. Tell them to write their words on a sticky note and add them to the anchor chart. (Review the added sticky notes with the class later in the day or before moving on to the next Word Work lesson).
- Alternatively, students can keep track of the words using the Word Detective worksheet.

Word Work Lesson Plan | @BookPagez.com

Interactive Activity

"AR" Picture Flash Card Interactive Activity

| | | | |
|---|-------|---|-------|
|  | shark |  | yard |
|  | cart |  | chart |
|  | farm |  | park |
|  | far |  | barn |
|  | bark |  | card |

Guided Word Work Practice | @BookPagez.com

Independent Practice Page

"AR Word" Choice Word Work Practice Page

Directions:
Read the sentence and circle the correct AR word to fill in the blanks.

- The _____ is in the driveway.
star car
- My mom asked me to get home before it gets _____ outside.
dark barn
- "Look! It's a _____ fin in the ocean!" said my brother.
shark bark
- I like to look for _____ in the night time sky.
yarn stars
- The brown dog next door really likes to _____ a lot.
jar bark
- Sue likes to color using her _____ not her crayons.
markers dark
- There are a lot of yummy treats in the _____.
bark jar
- Tom made his mom a _____ for her birthday.
card shark
- The sun is very _____ away.
far car
- I like to climb on the monkey _____ at recess.
jars bars

Name: _____ Independent Word Work Practice | @BookPagez.com

Extension Activity

Word Detective: R-Controlled Vowels Extension Activity

Directions:
Be a word detective! Be on the lookout for r-controlled vowels while you read. Write the word that you find along with the title of the book where you found the word, the page, and the sentence with the word or phrase.

| Word | Book Title | Page | Sentence |
|------|------------|------|----------|
| | | | |
| | | | |
| | | | |
| | | | |
| | | | |
| | | | |
| | | | |
| | | | |
| | | | |
| | | | |

Name: _____ Word Work Extension Activity | @BookPagez.com