

Here's What You'll Get in the The Hallo-Wiener Super Pack

5 Comprehension Strategy Lesson Plans and Practice Pages

Making Inferences Lesson Plan

Making Inferences
The Hallo-Wiener
By: Dav Pilkey
Grade Level: 2 / Guided Reading Level: L

1
Get Ready To Read
Learn about the book
Get your brain ready to read
Understand the meaning of important words found in the book

2
Learn About Comprehension Strategies
Think about the text
How and/or why when you get confused

Summary
The Hallo-Wiener is the story of a dog named Oscar. Oscar is a half-a-dog tall and one-and-a-half dogs long. Because of his unusual size, Oscar gets made fun of – a lot. The other dogs of obedience school call him “Wiener Dog”. So when Oscar’s mother makes him dress up as a hot dog for Halloween, Oscar’s problems go from bad to worse. But, lucky for Oscar, he gets the chance to show that being unusually sized can be pretty great.

Link to What You Know
Think of time when you hurt someone’s feelings. How did you know the person’s feelings were hurt?
Name three things you think of when you hear the word “Halloween”.

Important Words to Know and Understand
Unusual – Different or strange in a way that attracts attention
Frank – Easy to see or notice

Why Readers Make Inferences While Reading
When readers make inferences they behave like reading detectives.
Sometimes the author does not give you all of the information you need to understand everything that is happening in a text. Instead the author gives you clues. You can use the author’s clues along with what you already know to make an inference. This is sometimes called “reading between the lines.”
For example, if an author writes, “Jason made a terrible mistake and his face turned bright red,” you can infer that Jason is embarrassed. This inference makes sense because you know that if a person’s face turns red after making a mistake, it usually means that they feel embarrassed.
Illustrators also leave clues. Make sure to look at the pictures to learn more about characters, settings, problems, and solutions.
©BookPages.com

Guided Reading Level

Activate Prior Knowledge

Making Inferences Lesson Plan

Making Inferences
The Hallo-Wiener
By: Dav Pilkey
Grade Level: 2 / Guided Reading Level: L

3
Make Inferences While Reading
Look for clues that tell you how a character might be feeling or what they might be thinking
Study the pictures. What do you notice characters, setting, and events?

Time to Read
Stop on the following pages. Think about the questions for each page. Then talk with a reading partner or write your thoughts down in your notebook.
Page 5 – Oscar’s mother calls Oscar her “little Vienna sausage”. Make an inference about the words Vienna sausage. What do you think the words mean? Why do you think so?
Page 11 – Make an inference about who’s supposed to fit in the middle of the hot dog costume. Tell why your inference makes sense.
Page 17 – Look at the dogs in the picture. What can you infer the grown-up dog’s thinking? How does your inference help you as a reader?
Page 27 – Make an inference about why the dogs were surprised to be chased into a pond by cats. What do the dogs think of cats? What makes you think so?
Page 29 – Make an inference about the dogs on this page. Why did they share their Halloween candy with Oscar? Tell why you think so.

Time to Reflect
Think – What types of inferences did you make while reading The Hallo-Wiener? Did you make inferences to understand new words? Did you infer to understand how a character thinks or feels? What did you already know about people, places, or events that helped you make inferences?
Talk – Tell your reading partner about the best inference you made while reading this book. Explain why your inference was so helpful to you as a reader. Remember to ask your partner to share their thoughts about the book too.
Reflect – Think about the extra information you learned while making inferences in The Hallo-Wiener. What was easy about making inferences? What was difficult? How does making inferences help you be a better reader?
Write – Give your Strategy Slip into your Reader’s Notebook. Write about the work you did while reading The Hallo-Wiener. (Remember to include examples from the book!)
©BookPages.com

Key Vocabulary

Explanation of Strategy

Page by Page Guide and Strategy Questions

Turn, Talk, and Reflect

Making Predictions
The Hallo-Wiener
By: Dav Pilkey
Grade Level: 2 / Guided Reading Level: L

1
Get Ready To Read
Learn about the book
Get your brain ready to read
Understand the meaning of important words found in the book

2
Learn About Comprehension Strategies
Think about the text
How and/or why when you get confused

3
Make Predictions While Reading
Look for clues that tell you how a character might be feeling or what they might be thinking
Study the pictures. What do you notice characters, setting, and events?

4
Notice the Work You Did While Reading
Think
Talk
Reflect
Write

Determining Importance
The Hallo-Wiener
By: Dav Pilkey
Grade Level: 2 / Guided Reading Level: L

1
Get Ready To Read
Learn about the book
Get your brain ready to read
Understand the meaning of important words found in the book

2
Learn About Comprehension Strategies
Think about the text
How and/or why when you get confused

3
Determine Importance While Reading
Look for big ideas and important details
Notice when you are reading something that is important to the text

4
Notice the Work You Did While Reading
Think
Talk
Reflect
Write

Answer Key for Making Inferences with The Hallo-Wiener

Your Turn to Practice Making Inferences with The Hallo-Wiener

Page 5: Oscar’s mother calls Oscar her “little Vienna sausage”. Make an inference about the words Vienna sausage. What do you think the words mean? Why do you think so?

Page 11: Make an inference about who’s supposed to fit in the middle of the hot dog costume. Tell why your inference makes sense.

Page 17: Look at the dogs in the picture. What can you infer the grown-up dog’s thinking? How does your inference help you as a reader?

Page 27: Make an inference about why the dogs were surprised to be chased into a pond by cats. What do the dogs think of cats? What makes you think so?

Page 29: Make an inference about the dogs on this page. Why did they share their Halloween candy with Oscar? Tell why you think so.

Answer Key for Making Predictions with The Hallo-Wiener

Your Turn to Practice Making Predictions with The Hallo-Wiener

Page 2: Oscar is a half-a-dog tall and one-and-a-half dogs long. Make a prediction about a problem a dog like Oscar might have at Halloween.

Answer Key for Determining Importance with The Hallo-Wiener

Your Turn to Practice Determining Importance with The Hallo-Wiener

Pages 1 and 2: What do you learn about the dog on these pages?
Why is the information important to the story?

Page 8: On this page, we learn what is most important to Oscar.
Page 8 and 9 – What do you know about the dog on these pages?
Page 18 and 19 – What does the group of dogs do when they see Oscar? Why do you think they do that?
Page 27 and 28 – How does Oscar feel about the dog he is talking to? Why do you think he feels that way?
Page 29 – Oscar and the dog he talks to. How do you think the dog feels about Oscar? Why do you think that?

Answer Key for Synthesizing with The Hallo-Wiener

Your Turn to Practice Synthesizing with The Hallo-Wiener

Page 2: The author is using a description text structure to tell us how Oscar looks. What does Oscar look like?
Pages 10 and 11: The author is using a cause and effect text structure to tell us why Oscar’s behavior changed?
Pages 11 and 12: The author is telling us about Oscar’s problem. What is Oscar’s problem and how does he solve his problem?
Why is the problem and solution text structure important to the story?

Answer Key for Understanding Text Structure with The Hallo-Wiener

Your Turn to Practice Understanding Text Structure with The Hallo-Wiener

Page 2: Oscar’s costume?
Page 10: What?
Page 11: What?
Page 12: What?
Page 13: What?
Page 14: What?
Page 15: What?
Page 16: What?
Page 17: What?
Page 18: What?
Page 19: What?
Page 20: What?
Page 21: What?
Page 22: What?
Page 23: What?
Page 24: What?
Page 25: What?
Page 26: What?
Page 27: What?
Page 28: What?
Page 29: What?
Page 30: What?
Page 31: What?
Page 32: What?
Page 33: What?
Page 34: What?
Page 35: What?
Page 36: What?
Page 37: What?
Page 38: What?
Page 39: What?
Page 40: What?
Page 41: What?
Page 42: What?
Page 43: What?
Page 44: What?
Page 45: What?
Page 46: What?
Page 47: What?
Page 48: What?
Page 49: What?
Page 50: What?
Page 51: What?
Page 52: What?
Page 53: What?
Page 54: What?
Page 55: What?
Page 56: What?
Page 57: What?
Page 58: What?
Page 59: What?
Page 60: What?
Page 61: What?
Page 62: What?
Page 63: What?
Page 64: What?
Page 65: What?
Page 66: What?
Page 67: What?
Page 68: What?
Page 69: What?
Page 70: What?
Page 71: What?
Page 72: What?
Page 73: What?
Page 74: What?
Page 75: What?
Page 76: What?
Page 77: What?
Page 78: What?
Page 79: What?
Page 80: What?
Page 81: What?
Page 82: What?
Page 83: What?
Page 84: What?
Page 85: What?
Page 86: What?
Page 87: What?
Page 88: What?
Page 89: What?
Page 90: What?
Page 91: What?
Page 92: What?
Page 93: What?
Page 94: What?
Page 95: What?
Page 96: What?
Page 97: What?
Page 98: What?
Page 99: What?
Page 100: What?

Making Predictions

Determining Importance

Understanding Text Structure
The Hallo-Wiener
By: Dav Pilkey
Grade Level: 2 / Guided Reading Level: L

1
Get Ready To Read
Learn about the book
Get your brain ready to read
Understand the meaning of important words found in the book

2
Learn About Comprehension Strategies
Think about the text
How and/or why when you get confused

3
Understand Text Structure While Reading
Notice when you are reading something that is important to the text

4
Notice the Work You Did While Reading
Think
Talk
Reflect
Write

Synthesizing
The Hallo-Wiener
By: Dav Pilkey
Grade Level: 2 / Guided Reading Level: L

1
Get Ready To Read
Learn about the book
Get your brain ready to read
Understand the meaning of important words found in the book

2
Learn About Comprehension Strategies
Think about the text
How and/or why when you get confused

3
Synthesize While Reading
Notice when you are reading something that is important to the text

4
Notice the Work You Did While Reading
Think
Talk
Reflect
Write

Understanding Text Structure

Synthesizing

Practice Pages and Answer Keys

Writing About Reading with Optional CCSS Alignment

The Hallo-Wiener: Synthesizing

Oscar is a brave dog. Tell about three times in the story when he was brave and why he was brave.

I can describe how a story is written including the important parts of a beginning and ending. CCSS: RL.2.5

The Hallo-Wiener: Synthesizing

Oscar is a brave dog. Tell about three times in the story when he was brave and why he was brave.

I can describe how a story is written including the important parts of a beginning and ending. CCSS: RL.2.5

The Hallo-Wiener: Synthesizing

Oscar is a brave dog. Tell about three times in the story when he was brave and why he was brave.

I can describe how a story is written including the important parts of a beginning and ending. CCSS: RL.2.5

Reader's Notebook: Comprehension Strategy Slips (CCSS) | @BookPagez.com

Strategy and Text Based Reader's Response Prompt

Common Core State Standard

"I Can" Statement

The Hallo-Wiener: Synthesizing

Oscar is a brave dog. Tell about three times in the story when he was brave and why he was brave.

The Hallo-Wiener: Synthesizing

Oscar is a brave dog. Tell about three times in the story when he was brave and why he was brave.

The Hallo-Wiener: Synthesizing

Oscar is a brave dog. Tell about three times in the story when he was brave and why he was brave.


The Hallo-Wiener: Synthesizing

Oscar is a brave dog. Tell about three times in the story when he was brave and why he was brave.

Reader's Notebook: Comprehension Strategy Slips | @BookPagez.com

Common Core Free Option

Reading Response Prompts for Each Comprehension Strategy Lesson Plan



5 Comprehension Strategy Graphic Organizers

Making Inferences

Title: _____

What the Text Says	What I Know	What I Can Infer
Look for clues in the text or pictures.	What do you know about the story?	Reasons, thoughts, clues, feelings.

Directions:
1. Answer each of the questions.
2. Carefully cut on the dotted line.
3. Glue, tape, or staple into your Reader's Notebook.

Comprehension Strategy Graphic Organizer | @BookPagez.com

Making Inferences

Making Predictions

Title: _____

Predictions at the Beginning	Predictions while Reading	Check Predictions at the End
Write your predictions here.	Write your predictions here.	Efficient: <input type="checkbox"/> Inefficient: <input type="checkbox"/>
		<input type="checkbox"/> Correct <input type="checkbox"/> Incorrect
		<input type="checkbox"/> Correct <input type="checkbox"/> Incorrect
		<input type="checkbox"/> Correct <input type="checkbox"/> Incorrect

Directions:
1. Answer each of the questions.
2. Carefully cut on the dotted line.
3. Glue, tape, or staple into your Reader's Notebook.

Comprehension Strategy Graphic Organizer | @BookPagez.com

Making Predictions

Determining Importance

Title: _____

Think about the book. Write all of the important information in the thought bubble below.

Now determine 3 BIG ideas, events, words, or facts that are important to you. Draw a picture to illustrate the most important parts of your book.

#1

#2

#3

Directions:
1. Answer each of the questions.
2. Carefully cut on the dotted line.
3. Glue, tape, or staple into your Reader's Notebook.

Comprehension Strategy Graphic Organizer | @BookPagez.com

Determining Importance

Understanding Text Structure

Title: _____

Text Structure	Where the Text Structure was Used	How the Text Structure Helped Me
	Page: _____	
	Page: _____	
	Page: _____	
	Page: _____	

Test Questions You Might See While Reading:

Remember	Understand	Apply	Analyze	Evaluate	Create

Directions:
1. Answer each of the questions.
2. Carefully cut on the dotted line.
3. Glue, tape, or staple into your Reader's Notebook.

Comprehension Strategy Graphic Organizer | @BookPagez.com

Understanding Text Structure

Synthesizing

Title: _____

At first I was thinking...	My new thinking is...	I used to think...
Because...	Because...	But now I think...
		Because...
My new thinking is...	How I understand...	After thinking about...
Because...	Because...	I conclude...
		Because...

Directions:
1. Answer each of the questions.
2. Carefully cut on the dotted line.
3. Glue, tape, or staple into your Reader's Notebook.

Comprehension Strategy Graphic Organizer | @BookPagez.com

Synthesizing

Vocabulary Connections Resources

Vocabulary Connections The Hallo-Wiener
By: Dav Pilkey
Grade Level: 2 / Guided Reading Level: L

Important Words to Know and Understand in The Hallo-Wiener

Fainted
To suddenly have become unconscious, or no longer awake

Farewell
Something that you say to a person who is leaving

Frank
Easy to see or notice

Ghastly
Very bad

Graveyard
A place where people are buried

Hounded
To have collected something in a very determined way

Life raft
A small rubber boat designed for saving the lives of people stuck in the water

Omery
Difficult to deal with or control

Shore
The land along the edge of an area of water

Unusual
Different or strange in a way that attracts attention

Vocabulary Word List | @BookPages.com

Important Words to Know and Understand in The Hallo-Wiener Word List

Vocabulary Connections The Hallo-Wiener
By: Dav Pilkey
Grade Level: 2 / Guided Reading Level: L

Fainted	Farewell	Frank
Ghastly	Graveyard	Hounded

Picture Vocabulary Sorting Cards | @BookPages.com

Word and Picture Sorting Cards

Vocabulary Connections The Hallo-Wiener
By: Dav Pilkey
Grade Level: 2 / Guided Reading Level: L

Life raft	Omery	Shore
A small rubber boat designed for saving the lives of people stuck in the water	Difficult to deal with or control	The land along the edge of an area of water
Unusual	Different or strange in a way that attracts attention	

Definition Vocabulary Sorting Cards | @BookPages.com

Word and Definition Sorting Cards

Vocabulary Connections The Hallo-Wiener
By: Dav Pilkey
Grade Level: 2 / Guided Reading Level: L

Ghastly is a/an noun verb adverb adjective Definition of Ghastly:	Graveyard is a/an noun verb adverb adjective Definition of Graveyard:	Hounded is a/an noun verb adverb adjective Definition of Hounded:
Ghastly looks like this:	Graveyard looks like this:	Hounded looks like this:
Ghastly reminds me of:	Graveyard reminds me of:	Hounded reminds me of:
I saw this word in	I saw this word in	I saw this word in

Interactive Vocabulary Notebook Cards | @BookPages.com

Interactive Vocabulary Notebook Cards

Word Games with Words from The Hallo-Wiener

Directions: Read the words written on each dog. Color the dog if it has 1-syllable word.

shore frank hounded

Answer Key The Hallo-Wiener

shore hounded

Directions: Complete each sentence below using the vocabulary words in the Word Bank.

Word Bank

frank graveyard farewell
ghastly shore life raft

- I sometimes wake up in the middle of a _____ nightmare.
- It is nice to sit on the _____ and look at the sea.
- _____ my friend, until we meet again!
- You need to get directly into a _____ if the boat starts sinking.
- You can offer your respects by visiting the _____ where the deceased was laid to rest.

Name: _____

Answer Key | @BookPages.com

Word Games and Answer Key

Vocabulary Connections The Hallo-Wiener
By: Dav Pilkey
Grade Level: 2 / Guided Reading Level: L

The Hallo-Wiener
By Dav Pilkey

A new word that I learned in this book is: _____
It means: _____

Name: _____

Interactive Vocabulary Notebook Personalized Vocabulary Builder Card | @BookPages.com

Personalized Vocabulary Bookmark

Vocabulary Connections

Directions:

- Write a word from your reading that is new to you in the first column.
- Read the sentence below and write the word in the second column.
- Explain why you think your definition makes sense based on the context clues in the text.
- Write the dictionary definition.
- Place a check mark in the last column if the dictionary definition matches what you thought the word meant.

Word	What I Think the Word Means	Context Clues	Real Definition	✓

Independent Word Exploration | @BookPages.com

Vocabulary Word Extension Activities

Word Work Lesson Plan and Activities

Instructional Focus Based on the Words in the Book

The Hallo-Wiener
By: Dav Pilkey
Grade Level: 2 / Guided Reading Level: L

Word Work

Instructional Focus:
Synonyms

Background:
Synonyms are sets of words that have the same or similar meanings.

Examples:

Go	depart, disappear, fade, move
Make	create, invent
Help	aid, assist, at
Idea	thought, plan
Happy	pleased, con

The Hallo-Wiener
By: Dav Pilkey
Grade Level: 2 / Guided Reading Level: L

Word Work

Step 1: Introduce the Focus of Word Work

Introduce Synonyms

- Draw students' attention to the chart paper/board.
- Explain that synonyms are sets of words that have the same or nearly the same meaning.
- Write the word **Good** on the chart.
- Tell students there are several words that mean the same as the word **good**.
- Begin writing synonyms for the **good** on the chart (*great, super, wonderful, nice*).
- Next, write the word **Laugh** on the chart.
- Invite students to brainstorm synonyms for the **laugh**. Allow students to turn and talk with a partner to brainstorm words.
- Share words and add the synonyms to the chart. (Synonyms for **laugh** can include: *chuckle, giggle, snicker, crack-up*)
- Discuss any misconceptions if students share words that are not synonyms for **laugh**.
- Record synonyms for **laugh** on the chart.

Sample Anchor Chart

Good	great, super, wonderful, nice
Laugh	chuckle, giggle, snicker, crack-up
Wiener	hot-dog, frankfurter, sausage, frank

Step 2: Connect Word Work to Reading

Synonyms in the Text

- Tell students that the book they will be reading today has several examples of synonyms for one word in particular—**wiener**.
- Brainstorm synonyms for **wiener** and add the synonyms to the anchor chart.
- Show students **page 5 of The Hallo-Wiener**.
- Tell students to listen carefully and look at the words while you read. Ask the students to put a thumb up when they see or hear a synonym for **wiener**.
- After reading, ask the students to identify the synonym (Vienna sausage). Add the word to the chart.
- Tell the students that you are going to read the book once, from beginning to end. Ask them to listen for other synonyms for the word **wiener**.
- Read **The Hallo-Wiener**.

Examples of Synonyms Found in the Text:

- Vienna sausage
- sausage link
- hot-dog
- frank-
- frankfurter

Word Work Lesson Plan | @BookPagez.com

Step by Step Lesson Plan

List of words in the book that match the instructional focus

The Hallo-Wiener
By: Dav Pilkey
Grade Level: 2 / Guided Reading Level: L

Word Work

Step 3: Guided Word Work Practice

Interactive Exploration

- Tell students they will play a synonym game. Divide students into pairs.
- Invite one pair of students to model how to play the game for the class.
 - Read the word on the balloon.
 - Player 1 says a synonym for the word and floats the balloon to Player 2.
 - Player 2 says another synonym for the word and floats the balloon back to Player 1.
 - Play continues until a player cannot think of another synonym.
 - When the game ends, students should bring their balloon to the front of the classroom and sit down.
- Allow students to play the game.
- If time remains, allow students to choose a new balloon and play again.

Step 4: Independent Word Work Practice

Practice Page

- Give each student a copy of **Synonyms All Around Practice Page**.
- Read the directions with the class.
- Tell the students to complete the practice page.
- Monitor students while they work.

Step 5: Reconnect and Reflect on Word Work

Group Discussion

- Bring the students back together.
- Ask students to explain what they learned about words based on the work they completed.
- Invite students to turn and talk with a partner about their Word Work.
- Invite 2-3 students to share what they learned with the group.

Step 6: Extend Word Work (optional)

Extension Activity

- Ask students to be on the lookout for **synonyms** in their own reading. Tell them to write their words on a sticky note and add them to the anchor chart. (Review the added sticky notes with the class later in the day or before moving on to the next Word Work lesson.)
- Alternatively, students can keep track of the words using the **Word Detective** worksheet.

Word Work Lesson Plan | @BookPagez.com











Interactive Activity

Independent Practice Page

Synonyms All Around
Word Work Practice Page

Directions:
Read the starter words in the table below. Match one of Oscar's synonyms to the starter word. Write the synonym in the box next to the starter word.

Starter Word	Synonym
Tissue	
Plate	
Mug	
Sofa	
Pasta	
Rag	
Woods	
Coat	
Lawn	
Light	

Name: _____ Independent Word Work Practice | @BookPagez.com

Extension Activity

Word Detective: Synonyms
Extension Activity

Directions:
Be a word detective!
Be on the lookout for **synonyms** while you read. Write the word that you find along with the title of the book where you found the word, the page, and the sentence with the word or phrase.

Word	Book Title	Page	Sentence

Name: _____ Word Work Extension Activity | @BookPagez.com

Assessments

Running Record

Title: *The Hallo-Wiener* Guided Reading Text Level: L Word Count: 100

Name: _____ Date: _____

Accuracy Rate: (# of words correct/100 words) _____

Error Rate: (# of incorrect words/100 words) _____

Self-Correction Rate: (# of words self-corrected/100 words) _____

Time: (in seconds) _____ Words Per Minute: (100/secondsread x 60) _____

Easy 95% - 100% Accuracy	Instructional 90% - 94% Accuracy	Hard 50% - 89% Accuracy

Page	E = Errors SC = Self-Correction M = Meaning S = Structure/Syntax V = Visual	COUNT		INFORMATION USED	
		E	SC	E MSV	SC MSV
2	There once was a dog named Oscar who was half-a-dog tall and one-and-a-half dogs long.				
3	Because of his unusual shape and size, all the other dogs made fun of him. "Wiener Dog! Wiener Dog!" they called him.				
4	And Oscar did not like it one bit.				
5	Oscar's mother was no help either. Every morning when the dogs walked off to obedience school, Oscar's mother stood in the front yard waving and calling out, "Farewell, my little Vienna sausage!"				
6	And the other dogs laughed and laughed.				

Tested By: _____ @BookPagez.com

Running Record Assessment

The Hallo-Wiener
CCSS Assessment

Name: _____
Score: / 9

Directions:
Use what you know about *The Hallo-Wiener* to answer each of the following questions.

- Why did the dogs in Oscar's class tease Oscar?
 - A Because Oscar was not very smart.
 - B Because Oscar had an unusual shape and size.
 - C Because Oscar had a funny voice.
 - D Because Oscar was clumsy.
- What lesson did the dogs in Oscar's class learn?
 - A Heroes come in all shapes and sizes.
 - B Halloween is the best holiday.
 - C It's okay to tease your friends.
 - D Spooky costumes are better than silly.
- What did Oscar do when he saw the monster?
 - A Oscar ran away.
 - B Oscar jumped in the water with the monster.
 - C Oscar scared the monster away.
 - D Oscar laughed at the monster.
- Which of the following onomatopoeia was not used in the story?
 - A Hiss
 - B Rip
 - C Boo-Hoo
 - D Honk

- Why do the dogs change Oscar's nickname from "Wiener-Dog" to "Hero Sandwich"? (RL.2.5)
 - A Because "Hero Sandwich" is funnier.
 - B Because Oscar was a hero.
 - C Because the dogs got in trouble for calling Oscar "Wiener Dog".
 - D Because Oscar likes hero-sandwiches.
- The dogs thought Oscar's costume was silly. Which character liked his costume? (RL.2.6)
 - A Oscar
 - B Oscar's mom
 - C The cats
 - D Oscar's teacher
- How do the illustrations in the book help you to know how Oscar feels? (RL.2.7)
 - A The illustrations are colorful and fun to look at.
 - B The illustrations show Oscar at school and at home.
 - C The illustrations show Oscar smiling and frowning.
 - D The illustrations help me know where Oscar is.
- The dogs in the story were bullies. How was their behavior the same as other bullies? (RL.2.9)
 - A The dogs called Oscar names.
 - B The dogs told secrets about Oscar.
 - C The dogs hit Oscar.
 - D The dogs made fun of Oscar's family.
- This book is an example of which genre? (RL.2.10)
 - A Historical Fiction
 - B Realistic Fiction
 - C Fantasy
 - D Biography

CCSS Assessment 2nd Grade Reading Standards for Literature | BookPagez.com

Common Core Assessment:
One question for each Reading Informational OR Reading Literature standard (1-9)











Answer Key

Extension Activity

Name: _____ Date: _____

Directions:
In the book *The Hallo - Wiener*, Oscar has an unusual Halloween. Stack the True or False cards in a pile. Draw a card. If your card tells a true fact about Oscar's Halloween, move ahead one space. If your card is false, stay on your space.

True or False Trick or Treat

START HERE

Extension Activity | @BookPagez.com

Bonus Extension Activity

Complete Common Core Alignment

Common Core State Standards Correlation
The Hallo-Wiener Lesson Plans, Resources, and Activities
The lesson plans, resources, and activities for use with the Hallo-Wiener correlate with the following English Language Arts Common Core State Standards for second grade.
Making Inferences Lesson Plan and Resources
Reading: Literature RI.2.4 - Acknowledge differences in the points of view of characters, including by speaking in a different voice for each character when reading dialogue aloud. RI.2.7 - Use information gained from the illustrations and words in a print or digital text to describe the understanding of the characters, setting, or plot. RI.2.10 - By the end of the year, read and comprehend literature, including stories and poetry, in the grades 2-3 text complexity band proficiently, with scaffolding as needed at the high end of the range.
Reading: Foundational Skills RF.2.3 - Know and apply grade-level phonics and word analysis skills in decoding words. RF.2.4 - Read with sufficient accuracy and fluency to support comprehension.
Writing W.2.8 - Recall information from experiences or gather information from provided sources to answer a question.
Speaking & Listening SL.2.1b - Build on others' talk in conversations by linking their comments to the remarks of others. SL.2.3 - Recount or describe key ideas or details from a text read aloud or information presented orally or through other media. SL.2.4 - Ask and answer questions about what a speaker says in order to clarify comprehension, gather additional information, or deepen understanding of a topic or issue.
Language L.2.4 - Use words and phrases acquired through conversations, reading and being read to, and responding to texts, including adjectives and adverbs to describe (e.g., When other kids are happy, that makes me happy).
The Hallo-Wiener CCSS Alignment @BookPagez.com

The Hallo-Wiener CCSS Alignment | @BookPagez.com

Common Core State Standards Correlation
The Hallo-Wiener Lesson Plans, Resources, and Activities
The lesson plans, resources, and activities for use with the Hallo-Wiener correlate with the following English Language Arts Common Core State Standards for second grade.
Determining Importance Lesson Plan and Resources
Reading: Literature RI.2.1 - Ask and answer such questions such as who, what, where, when, why, and how to demonstrate understanding of key details in text. RI.2.2 - Recount stories, including fables and folktales from diverse cultures, and determine their central message, lesson, or moral. RI.2.7 - Use information gained from the illustrations and words in a print or digital text to demonstrate understanding of the characters, setting, or plot. RI.2.10 - By the end of the year, read and comprehend literature, including stories and poetry, in the grades 2-3 text complexity band proficiently, with scaffolding as needed at the high end of the range.
Reading: Foundational Skills RF.2.3 - Know and apply grade-level phonics and word analysis skills in decoding words. RF.2.4 - Read with sufficient accuracy and fluency to support comprehension.
Writing W.2.8 - Recall information from experiences or gather information from provided sources to answer a question.
Speaking & Listening SL.2.1b - Build on others' talk in conversations by linking their comments to the remarks of others. SL.2.3 - Recount or describe key ideas or details from a text read aloud or information presented orally or through other media. SL.2.4 - Ask and answer questions about what a speaker says in order to clarify comprehension, gather additional information, or deepen understanding of a topic or issue.
Language L.2.4 - Use words and phrases acquired through conversations, reading and being read to, and responding to texts, including adjectives and adverbs to describe (e.g., When other kids are happy, that makes me happy).
The Hallo-Wiener CCSS Alignment @BookPagez.com

The Hallo-Wiener CCSS Alignment | @BookPagez.com

Common Core State Standards Correlation
The Hallo-Wiener Lesson Plans, Resources, and Activities
The lesson plans, resources, and activities for use with the Hallo-Wiener correlate with the following English Language Arts Common Core State Standards for second grade.
Synthesizing Lesson Plan and Resources
Reading: Literature RI.2.3 - Describe how characters in a story respond to major events and challenges. RI.2.4 - Describe how words and phrases (e.g., regular beats, alliteration/rhyme, repetition) supply rhythm and meaning in a story, poem, or song. RI.2.7 - Use information gained from the illustrations and words in a print or digital text to demonstrate understanding of the characters, setting, or plot. RI.2.10 - By the end of the year, read and comprehend literature, including stories and poetry, in the grades 2-3 text complexity band proficiently, with scaffolding as needed at the high end of the range.
Reading: Foundational Skills RF.2.3 - Know and apply grade-level phonics and word analysis skills in decoding words. RF.2.4 - Read with sufficient accuracy and fluency to support comprehension.
Writing W.2.8 - Recall information from experiences or gather information from provided sources to answer a question.
Speaking & Listening SL.2.1b - Build on others' talk in conversations by linking their comments to the remarks of others. SL.2.3 - Recount or describe key ideas or details from a text read aloud or information presented orally or through other media. SL.2.4 - Ask and answer questions about what a speaker says in order to clarify comprehension, gather additional information, or deepen understanding of a topic or issue.
Language L.2.4 - Use words and phrases acquired through conversations, reading and being read to, and responding to texts, including adjectives and adverbs to describe (e.g., When other kids are happy, that makes me happy).
The Hallo-Wiener CCSS Alignment @BookPagez.com

The Hallo-Wiener CCSS Alignment | @BookPagez.com

Comprehension Strategy Lesson Plan and Resource Common Core Alignment

Common Core State Standards Correlation
The Hallo-Wiener Lesson Plans, Resources, and Activities
The lesson plans, resources, and activities for use with the Hallo-Wiener correlate with the following English Language Arts Common Core State Standards for second grade.
Vocabulary Lesson Plan and Resources
Language L.2.4a - Use the sentence-level context as a clue to the meaning of a word or phrase. L.2.4b - Identify readable connections between words and their use (e.g., describe foods that are salty or sour). L.2.4 - Use words and phrases acquired through conversations, reading and being read to, and responding to texts, including using frequently occurring conjunctions to signa simple relationships (e.g., because).
The Hallo-Wiener CCSS Alignment @BookPagez.com

Vocabulary Connections
Common Core Alignment

Common Core State Standards Correlation
The Hallo-Wiener Lesson Plans, Resources, and Activities
The lesson plans, resources, and activities for use with the Hallo-Wiener correlate with the following English Language Arts Common Core State Standards for second grade.
Word Work Lesson Plan and Resources
Reading: Foundational Skills RF.2.3 - Know and apply grade-level phonics and word analysis skills in decoding words. RF.2.4 - Read with sufficient accuracy and fluency to support comprehension.
The Hallo-Wiener CCSS Alignment @BookPagez.com

Word Work
Common Core Alignment

Student Facing Resources in Spanish for The Hallo-Wiener (El Hallo-Wiener) Super Pack

5 Comprehension Strategy Practice Pages

Synthesizing Practice Page

Tu turno para Sintetizar con The Hallo-Wiener (El Hallo-Wiener)


Páginas 3 y 4:
¿Qué sabes sobre los perros en estas páginas?

Páginas 15 y 16:
¿Qué hace el grupo de perros cuando ven el disfraz de Oscar?

¿Cuál es su opinión sobre los perros en función de su comportamiento?

¿Por qué te sientes como te sientes?

Páginas 21 y 22:
Los perros tienen miedo del monstruo. ¿Cómo ha cambiado el comportamiento de los perros?

Nombre: _____  @BookPages.com

Page by Page
Guided
Questions

Sample answers
written in Spanish

Answer Key


Sintetizar con The Hallo-Wiener (El Hallo-Wiener)

¿Qué te dice su cambio de comportamiento sobre los perros?
El cambio en su comportamiento me dice que no son tan geniales como pretendían ser.

Páginas 26 y 27:
Oscar salvó a los perros. ¿Crees que los perros aprendieron una lección? ¿Por qué o por qué no?
Las respuestas varían. Podrían incluir: Sí, creo que los perros aprendieron una lección porque Oscar les mostró lo que significa ser un verdadero amigo.

¿Cómo te ayuda pensar como lector en esta parte de la historia?
Las respuestas varían. Podrían incluir: Pensar en esta parte de la historia me ayuda como lector porque me ayuda a saber que los personajes pueden cambiar.

Página 29:
Oscar y los perros finalmente son amigos. Piensa en lo que sabes sobre amigos. ¿Crees que esta es una buena amistad para Oscar? ¿Por qué o por qué no?
Las respuestas varían. Podrían incluir: No creo que esta sea una buena amistad para Oscar porque me preocupa que los perros vuelvan a sus viejas costumbres y comiencen a burlarse de él nuevamente.

Nombre: _____  Answer Key | @BookPages.com

Hacer inferencias con The Hallo-Wiener (El Hallo-Wiener)

Tu turno para Hacer inferencias con The Hallo-Wiener (El Hallo-Wiener)

Página 5:
La madre de Oscar llama a Oscar "los perros". ¿Por qué piensas eso?
Las respuestas varían. Podrían incluir: Porque ella lo llama así y él es un perro.

Hacer predicciones con The Hallo-Wiener (El Hallo-Wiener)

Página 2:
Oscar tiene miedo del monstruo de Halloween. ¿Por qué piensas eso?
Las respuestas varían. Podrían incluir: Porque el monstruo parece asustante.

Tu turno para Hacer predicciones con The Hallo-Wiener (El Hallo-Wiener)

Página 2:
Oscar tiene miedo del monstruo de Halloween. ¿Por qué piensas eso?
Las respuestas varían. Podrían incluir: Porque el monstruo parece asustante.

Determinar la importancia con The Hallo-Wiener (El Hallo-Wiener)

Páginas 1 y 2:
¿Qué aprendes sobre los perros en estas páginas?
Las respuestas varían. Podrían incluir: Que los perros son amigos y que Oscar los ama.

Tu turno para Determinar la importancia con The Hallo-Wiener (El Hallo-Wiener)

Páginas 1 y 2:
¿Qué aprendes sobre los perros en estas páginas?
Las respuestas varían. Podrían incluir: Que los perros son amigos y que Oscar los ama.

Entender la estructura del texto con The Hallo-Wiener (El Hallo-Wiener)

Página 2:
El autor está utilizando una estructura de texto descriptiva para decirnos cómo se ve Oscar. ¿Cómo se ve Oscar?
Las respuestas varían. Podrían incluir: Es pequeño y tiene un collar.

Tu turno para Entender la estructura del texto con The Hallo-Wiener (El Hallo-Wiener)

Página 2:
El autor está utilizando una estructura de texto descriptiva para decirnos cómo se ve Oscar. ¿Cómo se ve Oscar?
Las respuestas varían. Podrían incluir: Es pequeño y tiene un collar.

Making Inferences

Making Predictions

Determining Importance

Understanding Text Structure

Writing About Reading with Optional CCSS Alignment

Strategy and Text Based Reader's Response Prompt

Common Core State Standard

"I Can" Statement written in Spanish

The Hallo-Wiener (El Hallo-Wiener): Hacer inferencias

Haz una inferencia sobre Oscar. Cuenta cómo se siente acerca de sí mismo al final del libro. Di por qué tu inferencia tiene sentido.

Puedo usar lo que aprendo de imágenes y palabras para mostrar que entiendo los personajes, el escenario y los eventos de una historia. CCSS: RL.2.7

The Hallo-Wiener (El Hallo-Wiener): Hacer inferencias

Haz una inferencia sobre Oscar. Cuenta cómo se siente acerca de sí mismo al final del libro. Di por qué tu inferencia tiene sentido.

Puedo usar lo que aprendo de imágenes y palabras para mostrar que entiendo los personajes, el escenario y los eventos de una historia. CCSS: RL.2.7

The Hallo-Wiener (El Hallo-Wiener): Hacer inferencias

Haz una inferencia sobre Oscar. Cuenta cómo se siente acerca de sí mismo al final del libro. Di por qué tu inferencia tiene sentido.

Puedo usar lo que aprendo de imágenes y palabras para mostrar que entiendo los personajes, el escenario y los eventos de una historia. CCSS: RL.2.7

Reader's Notebook: Comprehension Strategy Slips (CCSS) | @BookPages.com

Common Core Free Option

The Hallo-Wiener (El Hallo-Wiener): Hacer inferencias

Haz una inferencia sobre Oscar. Cuenta cómo se siente acerca de sí mismo al final del libro. Di por qué tu inferencia tiene sentido.

The Hallo-Wiener (El Hallo-Wiener): Hacer inferencias

Haz una inferencia sobre Oscar. Cuenta cómo se siente acerca de sí mismo al final del libro. Di por qué tu inferencia tiene sentido.

The Hallo-Wiener (El Hallo-Wiener): Hacer inferencias

Haz una inferencia sobre Oscar. Cuenta cómo se siente acerca de sí mismo al final del libro. Di por qué tu inferencia tiene sentido.

The Hallo-Wiener (El Hallo-Wiener): Hacer inferencias

Haz una inferencia sobre Oscar. Cuenta cómo se siente acerca de sí mismo al final del libro. Di por qué tu inferencia tiene sentido.

Reader's Notebook: Comprehension Strategy Slips | @BookPages.com

Reading Response Prompts for Each Comprehension Strategy Lesson Plan

5 Comprehension Strategy Graphic Organizers

Hacer inferencias

Título: _____

Lo que dice el texto	Lo que sé	Lo que puedo leer
Buenos días en el teatro en la ciudad.	¿Qué sabe de la ciudad?	Emociones, pensamientos, cosas, escenarios

Instrucciones:

1. Contesta la pregunta.
2. Corta cuidadosamente en las líneas de puntos.
3. Pega o engancha tu cuaderno del lector.

Comprehension Strategy Graphic Organizer | @BookPages.com

Making Inferences

Hacer predicciones

Título: _____

Predicciones al principio	Predicciones a mitad del texto	Verifica las predicciones

Instrucciones:

1. Contesta la pregunta.
2. Corta cuidadosamente en las líneas de puntos.
3. Pega o engancha tu cuaderno del lector.

Comprehension Strategy Graphic Organizer | @BookPages.com

Making Predictions

Determinar la importancia

Título: _____

Pasa en el libro. Escribe toda la información importante en la burbuja de pensamiento.

Ahora determina tres grandes eventos, palabras o hechos que son importantes para ti. Haz un dibujo para incluir las partes más importantes de tu libro.

#1 _____

#2 _____

#3 _____

Instrucciones:

1. Contesta la pregunta.
2. Corta cuidadosamente en las líneas de puntos.
3. Pega o engancha tu cuaderno del lector.

Comprehension Strategy Graphic Organizer | @BookPages.com

Determining Importance

Entender la estructura del texto

Título: _____

Estructura del texto	Dónde fue escrito la estructura del texto	Cómo se estructura el texto más allá del texto

Instrucciones:

1. Contesta la pregunta.
2. Corta cuidadosamente en las líneas de puntos.
3. Pega o engancha tu cuaderno del lector.

Comprehension Strategy Graphic Organizer | @BookPages.com

Understanding Text Structure

Sintetizar

Título: _____

Al principio yo estaba pensando...	Ahora pienso...	Antes yo pensaba...

Instrucciones:

1. Contesta la pregunta.
2. Corta cuidadosamente en las líneas de puntos.
3. Pega o engancha tu cuaderno del lector.

Comprehension Strategy Graphic Organizer | @BookPages.com

Synthesizing


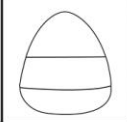





Extension Activity

Nombre: _____ La fecha: _____

Direcciones:

En el libro, *El Hallo-Wiener*, Oscar tiene un Halloween inusual. Apila las cartas de Verdadero o Falso en una pila. Dibujar una tarjeta. Si su tarjeta dice un hecho real sobre el Halloween de Oscar, avance un espacio. Si su tarjeta es falsa, quédese en su espacio.

Truco o trato verdadero o falso

			
			
			
EMPIEZA AQUI	