

Word Work Lesson Plan and Activities

Instructional Focus Based on the Words in the Book

The Cloud Book
By: Tomie dePaola
Grade Level: 3 / Guided Reading Level: N

Word Work

Instructional Focus:
Three Sounds of Suffix "ed"

Background:
The suffix -ed makes 3 sounds: the "d" sound we hear in "yelled", the "t" sound we hear in the word "jumped", and the "ed" sound we hear in the word "crashed".

Examples:

"d"	"t"	"ed"
spilled	jumped	crashed
grilled	pushed	parted
enjoyed	looked	covered
tried	helped	caused

Materials and Preparation:

- A Copy of the Cloud Book
- Anchor Chart
- Chart paper
- Markers
- Scissors
- Puzzle Piece Game Three (1 per student)
- ed Interactive Word Mat (Step 2) (1 per student)
- Optional- Word Detective worksheet

-ed Interactive Word Mat

d	t	ed

Guided Word Work Practice | ©BookPages.com

Optional Activity to Extend Engagement

Step by Step Lesson Plan

The Cloud Book
By: Tomie dePaola
Grade Level: 3 / Guided Reading Level: N

Word Work

Step 1: Introduce the Focus of Word Work

Introduce Three Sounds of Suffix "ed"

- Explain that the suffix -ed makes 3 sounds: the "d" sound we hear in "turned", the "t" sound we hear in "crashed", and the "ed" sound we hear in "parted".
- Write the word "cooked" under the "d" heading. Underline the suffix -ed. Say the word and stress the "d" sound. Ask the children to repeat the word. Ask children if they can hear how the suffix -ed makes the "d" sound. Follow this procedure with the following words: covered, saved, moved, named and played.
- Write the word "liked" under the "t" heading. Underline the suffix -ed. Say the word and stress the "t" sound. Ask the children to repeat the word. Ask children if they can hear how the suffix -ed makes the "t" sound. Follow this procedure with the following words: washed, rushed, stomped, cooked and missed.
- Write the word "rested" under the "ed" heading. Underline the suffix -ed. Say the word and stress the "ed" sound. Ask the children to repeat the word. Ask children if they can hear how the suffix -ed makes the "ed" sound. Follow this procedure with the following words: planted, ended, reported, shouted and seated.

Three Sounds of Suffix "ed" in the Text

- Give each child an "-ed Interactive Word Work Mat".
- Tell the children that you will read the story. You will stop at the words that have the suffix -ed and read the word again.
- The children will decide if the suffix -ed sounds like the "d" sound we hear in "played", the "t" sound we hear in "jumped", or the "ed" sound we hear in "started".
- The children will point to the heading on the interactive Word Work Mat that has the same ending sound as the word in the book.

Examples of Three Sounds of Suffix "ed" Found in the Text:

- covered
- called
- missed
- looked
- believed
- caused

Step 2: Connect Word Work to Reading

Extend Engagement:

- Give each student an "-ed Interactive Word Mat" and an "-ed Word List".
- Ask students to cut out all of the words with the suffix -ed.
- Students will read each word and listen to the sound the suffix -ed makes. They will place the word in the corresponding column on the "-ed Interactive Word Mat".
- Check for understanding.

Word Work Lesson Plan | ©BookPages.com

List of words in the book that match the instructional focus

The Cloud Book
By: Tomie dePaola
Grade Level: 3 / Guided Reading Level: N

Word Work

Step 3: Guided Word Work Practice

Interactive Exploration

- Pass out the **Puzzle Piece Game**.
- Ask children to cut out the rectangles and the squiggly line that separates the picture from the word.
- Mix the pieces and put them together again, saying each word while working on the puzzle.

Step 4: Independent Word Work Practice

Practice Page

- Give each student a copy of **Three Sounds of Suffix "ed" Practice Page**.
- Read the directions with the class.
- Tell the students to complete the practice page.
- Monitor students while they work.

Step 5: Reconnect and Reflect on Word Work

Group Discussion

- Bring the students back together.
- Ask students to explain what they learned about words based on the work they completed.
- Invite students to turn and talk with a partner about their word work.
- Invite 2-3 students to share what they learned with the group.

Step 6: Extend Word Work (optional)

Extension Activity

- Ask students to be on the lookout for words with three sounds of suffix "ed" in their own reading. Tell them to write their words on a sticky note and add them to the anchor chart (review the coded sticky notes with the class later in the day or before moving on to the next word work lesson).
- Alternatively, students can keep track of the words using the **Word Detective worksheet**.




Word Work Lesson Plan | ©BookPages.com

Interactive Activities

Independent Practice Page

Puzzle Piece Game

Directions: Cut out the rectangles and the squiggly line that separates the picture from the word.

	"ed"
	"d"
	"t"

Guided Word Work Practice | ©BookPages.com

Extension Activity

Word Detective: Three Sounds of Suffix "ed"
Extension Activity






Directions:
Be a word detective!
Be on the lookout for words with three sounds of suffix "ed" while you read. Write the words with adjectives that you find along with the title of the book where you found the words, the page, and the sentence with the word or phrase.

Words	Book Title	Page

Name: _____ Word Work Extension Activity | ©BookPages.com

Three Sounds of Suffix "ed"
Word Work Practice Page

Directions:
Read each sentence and look for the word with the suffix -ed. Listen to the sound of the suffix -ed. If the suffix -ed makes a "d" sound, color in the cloud with the letter "d". If the suffix -ed makes a "t" sound, color in the cloud with the letter "t". If the suffix -ed makes an "ed" sound, color in the cloud with the letters "ed".

- He walked to the park. 
- She likes her bagel toasted. 
- The papers were piled on the desk. 
- She parked her bike. 
- He carried his backpack. 

Next, write your own -ed words below:

Name: _____ Independent Word Work Practice | ©BookPages.com