

Word Work Lesson Plan and Activities

Instructional Focus Based on the Words in the Book

Word Work
The Carrot Seed
 By: Ruth Krauss
 Grade Level: 1 / Guided Reading Level: G

Instructional Focus:
 Beginning Consonant Blends

Background:
 Blending consonants smoothly, our goal for beginning readers, distinguish individual letters (as a new sound). Blending consonants in a word. Although some words should concentrate on only one...

Word Work
The Carrot Seed
 By: Ruth Krauss
 Grade Level: 1 / Guided Reading Level: G

Step 1: Introduce the Focus of Word Work

Introduce Beginning Consonant Blends

- Introduce the term "blending". Two consonants sounded together smoothly.
- Blending can be explained as "keeping sounds hooked together" or not "chopping up" the sounds.
- Even though we can still hear each letter, we want to be able to say it smoothly.
- Using train cars as an example, draw five or six rectangles across the chart paper or interactive board with circles for wheels and lines connecting them, like a train. Using a word from the Sample Chart, fill in each box with a letter. Have the class say the word together.
- Explain, if we keep the cars together, the sounds will come out smoothly.
- Erase the lines (connectors) of the "cars." Explain, if the train cars come apart from one another, the train falls apart, making the sounds choppy.
- Now demonstrate a choppy sounding word, enunciating each phoneme.
- Redraw the connecting lines between the "cars," and have the children say the word smoothly again.
- Try several different words as examples.
- When we learn to blend smoothly while we read, reading will become more enjoyable.
- Explain that blends can be found in different parts of words, but today we are concentrating on beginning blends.

SAMPLE ANCHOR CHART

plant
sprout
green
still

Step 2: Connect Word Work to Reading

Beginning Consonant Blends in the Text

- Tell the students that the book they will be reading today has some words with beginning blended sounds.
- Show them page 1 of **The Carrot Seed**. Tell the students to listen carefully and look at the words while you read. Ask the students to raise their hands when they hear a beginning consonant blend.
- Tell the students that you are going to read the book once from beginning to end. Tell them to be listening for words with beginning consonant blends. Remind them to be polite and not to interrupt you while you read.
- Read **The Carrot Seed**.

Examples of Beginning Consonant Blends Found in the Text:

- planted • brother • ground • sprout

Word Work Lesson Plan | ©BookPagez.com

Step by Step Lesson Plan

List of words in the book that match the instructional focus

Word Work
The Carrot Seed
 By: Ruth Krauss
 Grade Level: 1 / Guided Reading Level: G

Step 3: Guided Word Work Practice

Interactive Exploration

- Using the same concept, print out enough copies of the Word Work Practice sheets for each student.
- Have students cut out the train words with the beginning consonant blends on the engine and the remaining letters on the cars.
- Ask students to carefully mix up the letter "cars" on their desks.
- Give the students a word to "hook up" on their desks. Remind them that the skill we are practicing is beginning consonant blends.
- Ask them to tell their neighbor what word they made. Are they saying the words smoothly? Walk around the classroom and monitor them as they do this.
- Continue with this activity until they have connected all the words presented.
- Ask them if they can make any different words with the consonant blends trains.
- Have them share with the class or with their neighbor, saying aloud together.
- Have the students take them home, or keep in their desks for further practice.

Step 4: Independent Word Work Practice

Practice Page

- Give each student a copy of **Beginning Consonant Blends Practice Page**.
- Read the directions with the class.
- Tell the students to complete the practice page.
- Monitor students while they work.

Step 5: Reconnect and Reflect on Word Work










Group Discussion

- Bring the students back together.
- Ask students to explain what they learned about words based on the work they completed.
- Invite students to turn and talk with a partner about their word work.
- Invite 3 students to share what they learned with the group.

Word Work Lesson Plan | ©BookPagez.com

Interactive Activities

Beginning Consonant Blends Interactive Activity

Guided Word Work Practice | ©BookPagez.com

Independent Practice Page

Extension Activity

Word Detective: Beginning Consonant Blends Extension Activity

















Directions:
 Be a word detective!
 Be on the lookout for beginning consonant blends while you read.
 Write the word that you find along with the title of the book where you found the word, the page, and the sentence with the word or phrase.

Word	Book Title	Page	Sentence

Name: _____ Word Work Extension Activities | ©BookPagez.com

Beginning Consonant Blends Word Work Practice Page

Directions:
 Choose the beginning blend that correctly fits the picture. Write it in the spaces. Say the word smoothly. Some will be used more than once.

pl	fr	gr	spr	br	tr
					
					
					
					

Write a sentence or two about the little boy in **The Carrot Seed** using some of the words above.

Name: _____ Independent Word Work Practice | ©BookPagez.com