Vocabulary Connections Resources

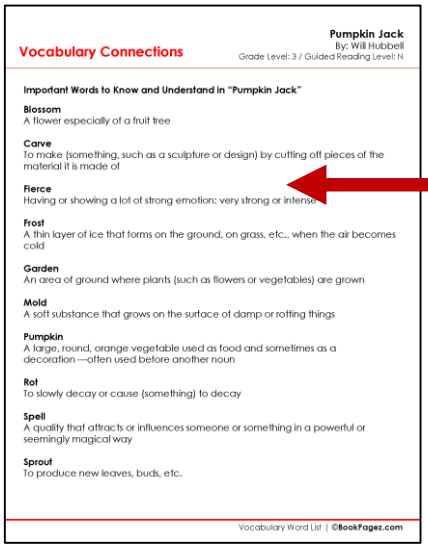

Vocabulary Connections

Pumpkin Jack
By: Will Hubbell
Grade Level: 3 / Guided Reading Level: N

Important Words to Know and Understand in "Pumpkin Jack"

Blossom
A flower especially of a fruit tree

Carve
To make (something, such as a sculpture or design) by cutting off pieces of the material it is made of

Fierce
Having or showing a lot of strong emotion: very strong or intense

Frost
A thin layer of ice that forms on the ground, on grass, etc., when the air becomes cold

Garden
An area of ground where plants (such as flowers or vegetables) are grown

Mold
A soft substance that grows on the surface of damp or rotting things

Pumpkin
A large, round, orange vegetable used as food and sometimes as a decoration —often used before another noun

Rot
To slowly decay or cause (something) to decay

Spell
A quality that attracts or influences someone or something in a powerful or seemingly magical way

Sprout
To produce new leaves, buds, etc.

Vocabulary Word List | ©BookPagez.com

Important Words to Know and Understand in *Pumpkin Jack* Word List



Vocabulary Connections

Pumpkin Jack
By: Will Hubbell
Grade Level: 3 / Guided Reading Level: N

Blossom	Carve	Fierce

Frost	Garden	Mold

Step by Step Directions: 1. Cut on the Dotted Line. 2. Fold on the Solid Line. 3. Glue, Tape or Staple the Tab of Each Card to Close

Picture Vocabulary Sorting Cards | ©BookPagez.com

Word and Picture Sorting Cards

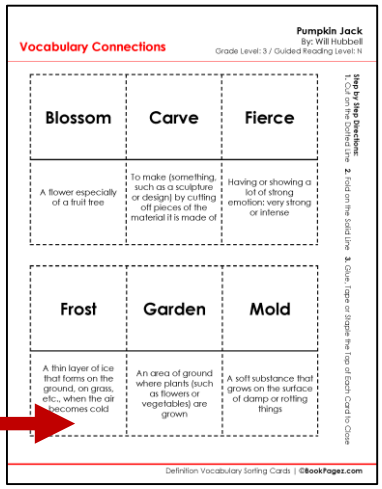

Vocabulary Connections

Pumpkin Jack
By: Will Hubbell
Grade Level: 3 / Guided Reading Level: N

Blossom	Carve	Fierce
A flower especially of a fruit tree	To make (something, such as a sculpture or design) by cutting off pieces of the material it is made of	Having or showing a lot of strong emotion: very strong or intense

Frost	Garden	Mold
A thin layer of ice that forms on the ground, on grass, etc., when the air becomes cold	An area of ground where plants (such as flowers or vegetables) are grown	A soft substance that grows on the surface of damp or rotting things

Step by Step Directions: 1. Cut on the Dotted Line. 2. Fold on the Solid Line. 3. Glue, Tape or Staple the Tab of Each Card to Close

Definition Vocabulary Sorting Cards | ©BookPagez.com

Word and Definition Sorting Cards



Vocabulary Connections

Pumpkin Jack
By: Will Hubbell
Grade Level: 3 / Guided Reading Level: N

Blossom is a/an	Carve is a/an	Fierce is a/an
noun verb adverb adjective	noun verb adverb adjective	noun verb adverb adjective
Definition of **Blossom:**	Definition of **Carve:**	Definition of **Fierce:**
Blossom looks like this:	**Carve** looks like this:	**Fierce** looks like this:
Blossom reminds me of:	**Carve** reminds me of:	**Fierce** reminds me of:
I saw this word in	**I saw this word in**	**I saw this word in**

Step by Step Directions: 1. Cut on the Dotted Line. 2. Fold on the Solid Line. 3. Complete the Vocabulary Card. 4. Glue the Back of the Bottom Flap into Your Notebook. 5. Write the Vocabulary Word on the Front of the Top Flap.

Interactive Vocabulary Notebook Cards | ©BookPagez.com

Interactive Vocabulary Notebook Cards

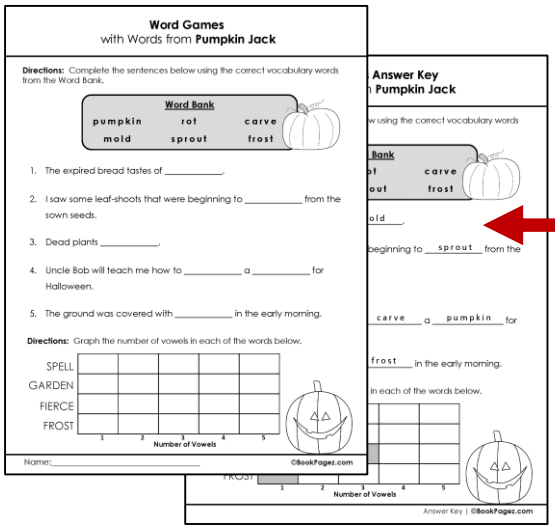

Word Games
with Words from **Pumpkin Jack**

Directions: Complete the sentences below using the correct vocabulary words from the Word Bank.

Word Bank
pumpkin rot carve
mold sprout frost

1. The expired bread tastes of _____.
2. I saw some leaf-shoots that were beginning to _____ from the sown seeds.
3. Dead plants _____.
4. Uncle Bob will teach me how to _____ a _____ for Halloween.
5. The ground was covered with _____ in the early morning.

Directions: Graph the number of vowels in each of the words below.

	1	2	3	4	5
SPELL					
GARDEN					
FIERCE					
FROST					

Number of Vowels

Name:_____ ©BookPagez.com

Answer Key
Pumpkin Jack

Answer Key | ©BookPagez.com

Word Games and Answer Key

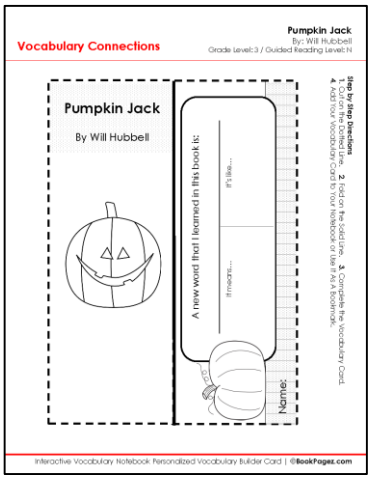

Vocabulary Connections

Pumpkin Jack
By: Will Hubbell
Grade Level: 3 / Guided Reading Level: N

Pumpkin Jack
By Will Hubbell

A new word that I learned in this book is:
It's like...
It means...
Name:

Step by Step Directions: 1. Cut on the Dotted Line. 2. Fold on the Solid Line. 3. Complete the Vocabulary Card. 4. Add Your Vocabulary Card to Your Notebook or Use It As A Bookmark.

Interactive Vocabulary Notebook Personalized Vocabulary Builder Card | ©BookPagez.com

Personalized Vocabulary Bookmark

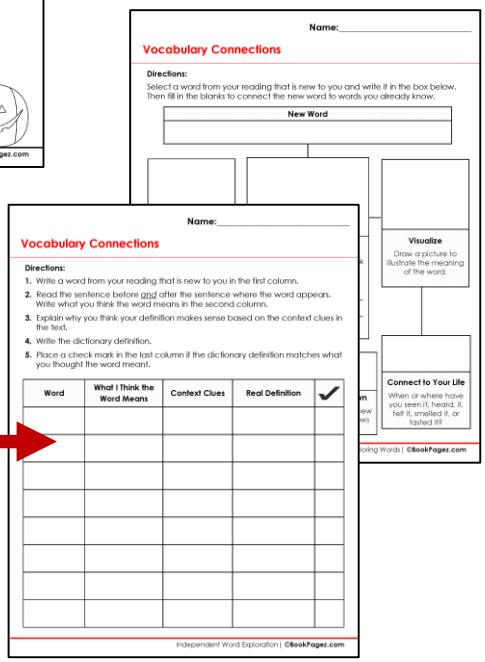

Name:_____

Vocabulary Connections

Directions:
Select a word from your reading that is new to you and write it in the box below. Then fill in the blanks to connect the new word to words you already know.

New Word

Visualize
Draw a picture to illustrate the meaning of the word.

Connect to Your Life
When or where have you seen it, heard, it, felt it, smelled it, or tasted it?

Name:_____

Vocabulary Connections

Directions:
1. Write a word from your reading that is new to you in the first column.
2. Read the sentence before and after the sentence where the word appears. Write what you think the word means in the second column.
3. Explain why you think your definition makes sense based on the context clues in the text.
4. Write the dictionary definition.
5. Place a check mark in the last column if the dictionary definition matches what you thought the word meant.

Word	What I Think the Word Means	Context Clues	Real Definition	✓

Independent Word Exploration | ©BookPagez.com

Vocabulary Word Extension Activities