Vocabulary Connections Resources

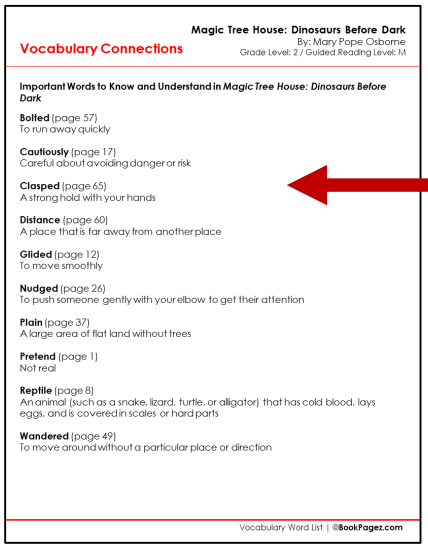

Magic Tree House: Dinosaurs Before Dark
By: Mary Pope Osborne
Grade Level: 2 / Guided Reading Level: M

Vocabulary Connections

Important Words to Know and Understand in *Magic Tree House: Dinosaurs Before Dark*

Bolted (page 57)
To run away quickly

Cautiously (page 17)
Careful about avoiding danger or risk

Clasped (page 65)
A strong hold with your hands

Distance (page 60)
A place that is far away from another place

Glided (page 12)
To move smoothly

Nudged (page 26)
To push someone gently with your elbow to get their attention

Plain (page 37)
A large area of flat land without trees

Pretend (page 1)
Not real

Reptile (page 8)
An animal (such as a snake, lizard, turtle, or alligator) that has cold blood, lays eggs, and is covered in scales or hard parts

Wandered (page 49)
To move around without a particular place or direction

Vocabulary Word List | ©BookPagez.com

Important Words to Know and Understand in *Magic Tree House: Dinosaurs Before Dark* Word List

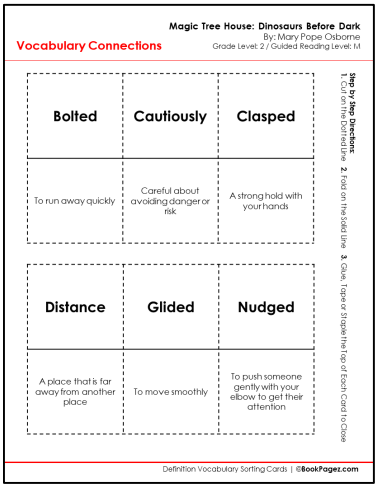

Magic Tree House: Dinosaurs Before Dark
By: Mary Pope Osborne
Grade Level: 2 / Guided Reading Level: M

Vocabulary Connections

Bolted	Cautiously	Clasped
To run away quickly	Careful about avoiding danger or risk	A strong hold with your hands
Distance	**Glided**	**Nudged**
A place that is far away from another place	To move smoothly	To push someone gently with your elbow to get their attention

Step by Step Directions: 1. Cut on the Dotted Line. 2. Fold on the Solid Line. 3. Glue, Tape or Staple the Top of Each Card To Close

Definition Vocabulary Sorting Cards | ©BookPagez.com

Word and Definition Sorting Cards

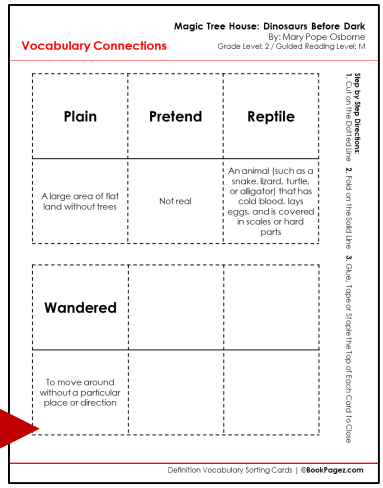

Magic Tree House: Dinosaurs Before Dark
By: Mary Pope Osborne
Grade Level: 2 / Guided Reading Level: M

Vocabulary Connections

Plain	Pretend	Reptile
A large area of flat land without trees	Not real	An animal (such as a snake, lizard, turtle, or alligator) that has cold blood, lays eggs, and is covered in scales or hard parts
Wandered		
To move around without a particular place or direction		

Step by Step Directions: 1. Cut on the Dotted Line. 2. Fold on the Solid Line. 3. Glue, Tape or Staple the Top of Each Card To Close

Definition Vocabulary Sorting Cards | ©BookPagez.com



Magic Tree House: Dinosaurs Before Dark
By: Mary Pope Osborne
Grade Level: 2 / Guided Reading Level: M

Vocabulary Connections

Bolted is a/an noun verb adverb adjective	Cautiously is a/an noun verb adverb adjective	Clasped is a/an noun verb adverb adjective
Definition of **Bolted:**	Definition of **Cautiously:**	Definition of **Clasped:**
Bolted looks like this:	**Cautiously** looks like this:	**Clasped** looks like this:
Bolted reminds me of:	**Cautiously** reminds me of:	**Clasped** reminds me of:
I saw this word in	**I saw this word in**	**I saw this word in**

Step by Step Directions: 1. Cut on the Dotted Line. 2. Fold on the Solid Line. 3. Complete the Vocabulary Card. 4. Glue the Back of the Bottom Flap into Your Notebook. 5. Write the Vocabulary Word on the Front of the Top Flap.

Interactive Vocabulary Notebook Cards | ©BookPagez.com

Interactive Vocabulary Notebook Cards

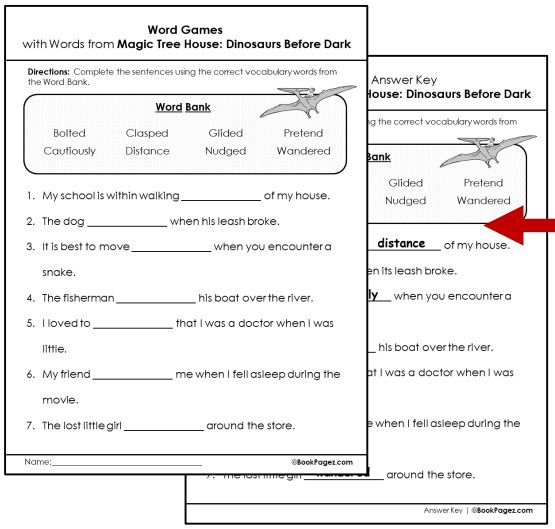

Word Games
with Words from **Magic Tree House: Dinosaurs Before Dark**

Directions: Complete the sentences using the correct vocabulary words from the Word Bank.

Word Bank

Bolted	Clasped	Glided	Pretend
Cautiously	Distance	Nudged	Wandered

1. My school is within walking _____ of my house.
2. The dog _____ when his leash broke.
3. It is best to move _____ when you encounter a snake.
4. The fisherman _____ his boat over the river.
5. I loved to _____ that I was a doctor when I was little.
6. My friend _____ me when I fell asleep during the movie.
7. The lost little girl _____ around the store.

Name:_____ ©BookPagez.com

Answer Key
House: Dinosaurs Before Dark

Answer Key | ©BookPagez.com

Word Games and Answer Key



Magic Tree House: Dinosaurs Before Dark
By: Mary Pope Osborne
Grade Level: 2 / Guided Reading Level: M

Vocabulary Connections

Magic Tree House: Dinosaurs Before Dark
By
Mary Pope Osborne

A new word that I learned in this book is:
It's like...
It means...
Name:

Step by Step Directions: 1. Cut on the Dotted Line. 2. Fold on the Solid Line. 3. Complete the Vocabulary Card. 4. Add Your Vocabulary Card to Your Notebook or Use It As A Bookmark.

Interactive Vocabulary Notebook Personalized Vocabulary Builder Card | ©BookPagez.com

Personalized Vocabulary Bookmark

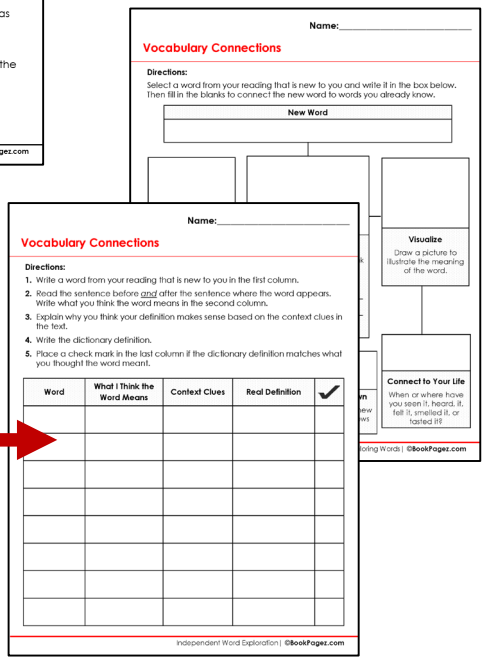

Name:_____

Vocabulary Connections

Directions:
Select a word from your reading that is new to you and write it in the box below. Then fill in the blanks to connect the new word to words you already know.

New Word

Visualize
Draw a picture to illustrate the meaning of the word.

Connect to Your Life
When or where have you seen it, heard, it, felt it, smelled it, or tasted it?

Name:_____

Vocabulary Connections

Directions:
1. Write a word from your reading that is new to you in the first column.
2. Read the sentence before *and* after the sentence where the word appears. Write what you think the word means in the second column.
3. Explain why you think your definition makes sense based on the context clues in the text.
4. Write the dictionary definition.
5. Place a check mark in the last column if the dictionary definition matches what you thought the word meant.

Word	What I Think the Word Means	Context Clues	Real Definition	✔

Independent Word Exploration | ©BookPagez.com

Vocabulary Word Extension Activities