

Word Work Lesson Plan and Activities

Instructional Focus Based on the Words in the Book

Word Work
I Went Walking
By: Sue Williams
Grade Level: K / Guided Reading Level: C

Instructional Focus:
Beginning Letter Sounds

Background:
Beginning Letter Sounds
Working with beginning letter sounds with words. Encourage your students to match the beginning letter to the animal name.

Word Work
I Went Walking
By: Sue Williams
Grade Level: K / Guided Reading Level: C

Step 1: Introduce the Focus of Word Work

Introduce Phonemic Awareness

- Provide each student with a copy of the alphabet chart.
- Explain that all words have a beginning letter sound.
- Review the alphabet chart whole group.
- Challenge students to identify the beginning letter sound for different pictures on the chart. For example you might say: "Net. What letter does the word *Net* begin with?"

Step 2: Connect Word Work to Reading

Phonemic Awareness in the Text

- Tell the students that the book they will be reading today has a lot of animal pictures.
- Show them the cover of *I Went Walking*. Ask the students to identify the animal on the cover (duck or green duck).
- Ask the students to identify the beginning letter for the word duck (D).
- Display a set of the sorting cards for the class to see. Invite one student to match the word to the picture for duck.
- Read *I Went Walking*.

Examples of Phonemic Awareness Found in the Text:

- cat
- horse
- cow
- duck
- dog
- black cat
- brown horse
- red cow
- pink pig
- green duck
- yellow dog

Word Work Lesson Plan | @BookPagez.com

Step by Step Lesson Plan

List of words in the book that match the instructional focus

Word Work
I Went Walking
By: Sue Williams
Grade Level: K / Guided Reading Level: C

Step 3: Guided Word Work Practice

Interactive Exploration

- Provide each student with a set of sorting cards (allow students to cut apart the cards or provide them with pre-cut cards).
- Explain that the words and pictures on their cards represent the animals in the book.
- Read each word. Invite students to underline the beginning letter sound.
- Sort cards as a group, in pairs, or independently.
- Differentiate Your Instruction:** There are two sets of sorting cards included with this lesson. Encourage advanced readers to sort the cards that include both the color and the animal (ie: black cat) while playing Match Up.

Step 4: Independent Word Work Practice

Practice Page

- Give each student a copy of *I Can Spell Word Work Practice Page*.
- Read the directions with the class.
- Tell the students to complete the practice page.
- Monitor students while they work.

Step 5: Reconnect and Reflect on Word Work

Group Discussion

- Bring the students back together.
- Ask students to explain what they learned about words based on the work they completed.
- Invite students to turn and talk with a partner about their word work.
- Invite 2-3 students to share what they learned with the group.

Step 6: Extend Word Work (optional)

Extension Activity

- Play Match Up.
- Display Match Up directions.
- Model how to play Match Up. Students can match pictures to words, words to words, or pictures to pictures.
- Divide students into pairs and allow them to play Match Up.
- Monitor students and assess students' understanding while playing.




Word Work Lesson Plan | @BookPagez.com

Interactive Activities

Independent Practice Page

Phonemic Awareness Sorting Cards
Interactive Activity

Directions:
Cut out the sorting cards below. Use the cards to play Match Up or use them to sort by beginning letter sound.

cat	
horse	
cow	

Guided Word Work Practice | @BookPagez.com

Extension Activity

Match Up
Student Directions

Materials:
Sorting Cards

Players:
2 or more

Directions:

- Write your name or initials on each of your sorting cards.
- Combine all of the players sorting cards to make one deck of cards.
- Place each card face down in front of all players.
- The first player turns over two cards so that the cards are face up. If the cards match, the player keeps the cards, writes the word on the score sheet, and takes another turn. If the cards do not match, the player turns the cards back over so that they are face down.
- The second player turns over two cards so that the cards are face up. If the cards match, the player keeps the cards, writes the word on the score sheet, and takes another turn. If the cards do not match, the player turns the cards back over so that they are face down.
- Continue until all cards are turned. Whoever has the most matches at the end of the game wins.






Tip
Place your sorting cards in even rows. Even rows make it easier to remember where the cards are.

Independent Word Work Practice | @BookPagez.com

I Can Spell
Word Work Practice Page

Directions:
Write each word in the Word Bank next to the correct picture.

Word Bank
duck cow horse pig cat

1. _____	
2. _____	
3. _____	
4. _____	
5. _____	

Name: _____ Independent Word Work Practice | @BookPagez.com