


## Vocabulary Connections Resources


## Important Words to Know and Understand in I Want My Hat Back Word List

<b>Vocabulary Connections</b>	<b>I Want My Hat Back</b> By: Jon Klassen Grade Level: 1 / Guided-Reading Level: I
<b>Important Words to Know and Understand in "I Want My Hat Back"</b>	
<b>Hat</b>	
A covering for the head that often has a brim and a rounded or flat top	
<b>Pointy</b>	
Having a somewhat sharp end	
<b>Poor</b>	
When someone or something is unlucky	
<b>Steal</b>	
To take something that does not belong to you	
<b>Stole</b>	
the past tense of steal	

**I Want My Hat Back!**  
 By: Jon Klassen  
 Grade Level 1 / Guided Reading Level 1

## Vocabulary Connections

1. Read the story.  
 2. Read the story line.  
 3. Read the story line.  
 4. Read the story line.  
 5. Read the story line.

Hat	Pointy	Poor
		

Steal	Stole	
		

6. Read the story line.  
 7. Read the story line.  
 8. Read the story line.  
 9. Read the story line.  
 10. Read the story line.

11. Read the story line.  
 12. Read the story line.  
 13. Read the story line.  
 14. Read the story line.  
 15. Read the story line.

16. Read the story line.  
 17. Read the story line.  
 18. Read the story line.  
 19. Read the story line.  
 20. Read the story line.

21. Read the story line.  
 22. Read the story line.  
 23. Read the story line.  
 24. Read the story line.  
 25. Read the story line.

26. Read the story line.  
 27. Read the story line.  
 28. Read the story line.  
 29. Read the story line.  
 30. Read the story line.

31. Read the story line.  
 32. Read the story line.  
 33. Read the story line.  
 34. Read the story line.  
 35. Read the story line.

36. Read the story line.  
 37. Read the story line.  
 38. Read the story line.  
 39. Read the story line.  
 40. Read the story line.

41. Read the story line.  
 42. Read the story line.  
 43. Read the story line.  
 44. Read the story line.  
 45. Read the story line.

46. Read the story line.  
 47. Read the story line.  
 48. Read the story line.  
 49. Read the story line.  
 50. Read the story line.

51. Read the story line.  
 52. Read the story line.  
 53. Read the story line.  
 54. Read the story line.  
 55. Read the story line.

56. Read the story line.  
 57. Read the story line.  
 58. Read the story line.  
 59. Read the story line.  
 60. Read the story line.

61. Read the story line.  
 62. Read the story line.  
 63. Read the story line.  
 64. Read the story line.  
 65. Read the story line.

66. Read the story line.  
 67. Read the story line.  
 68. Read the story line.  
 69. Read the story line.  
 70. Read the story line.

71. Read the story line.  
 72. Read the story line.  
 73. Read the story line.  
 74. Read the story line.  
 75. Read the story line.

76. Read the story line.  
 77. Read the story line.  
 78. Read the story line.  
 79. Read the story line.  
 80. Read the story line.

81. Read the story line.  
 82. Read the story line.  
 83. Read the story line.  
 84. Read the story line.  
 85. Read the story line.

86. Read the story line.  
 87. Read the story line.  
 88. Read the story line.  
 89. Read the story line.  
 90. Read the story line.

91. Read the story line.  
 92. Read the story line.  
 93. Read the story line.  
 94. Read the story line.  
 95. Read the story line.

96. Read the story line.  
 97. Read the story line.  
 98. Read the story line.  
 99. Read the story line.  
 100. Read the story line.

101. Read the story line.  
 102. Read the story line.  
 103. Read the story line.  
 104. Read the story line.  
 105. Read the story line.

106. Read the story line.  
 107. Read the story line.  
 108. Read the story line.  
 109. Read the story line.  
 110. Read the story line.

111. Read the story line.  
 112. Read the story line.  
 113. Read the story line.  
 114. Read the story line.  
 115. Read the story line.

116. Read the story line.  
 117. Read the story line.  
 118. Read the story line.  
 119. Read the story line.  
 120. Read the story line.

121. Read the story line.  
 122. Read the story line.  
 123. Read the story line.  
 124. Read the story line.  
 125. Read the story line.

126. Read the story line.  
 127. Read the story line.  
 128. Read the story line.  
 129. Read the story line.  
 130. Read the story line.

131. Read the story line.  
 132. Read the story line.  
 133. Read the story line.  
 134. Read the story line.  
 135. Read the story line.

136. Read the story line.  
 137. Read the story line.  
 138. Read the story line.  
 139. Read the story line.  
 140. Read the story line.

141. Read the story line.  
 142. Read the story line.  
 143. Read the story line.  
 144. Read the story line.  
 145. Read the story line.

146. Read the story line.  
 147. Read the story line.  
 148. Read the story line.  
 149. Read the story line.  
 150. Read the story line.

151. Read the story line.  
 152. Read the story line.  
 153. Read the story line.  
 154. Read the story line

## Word and Picture Sorting Cards

Vocabulary Connections		I Want My Back Back By: Jon Klassen Grade Level: 1 / Guided Reading Level: 1	
<b>Hat</b>	<b>Pointy</b>	<b>Poor</b>	
A covering for the head that often has a brim and a rounded or flat top	Having a somewhat sharp end	When someone or something is unlucky	
<b>Steal</b>	<b>Stole</b>		
To take something that does not belong to you	The past tense of steal		

## Word and Definition Sorting Cards

<h2 style="text-align: center;">Vocabulary Connections</h2> <p style="text-align: center;">I Want My Hat Back By: Jon Klassen Grade Level: 1   Guided Reading Level: I</p>		
<p><b>Hat</b> is a/an noun verb adverb adjective</p> <p>Definition of <b>Hat</b>:</p> <p>_____</p> <p>_____</p> <p>_____</p> <p>_____</p> <p>_____</p>	<p><b>Pointy</b> is a/an noun verb adverb adjective</p> <p>Definition of <b>Pointy</b>:</p> <p>_____</p> <p>_____</p> <p>_____</p> <p>_____</p> <p>_____</p>	<p><b>Poor</b> is a/an noun verb adverb adjective</p> <p>Definition of <b>Poor</b>:</p> <p>_____</p> <p>_____</p> <p>_____</p> <p>_____</p> <p>_____</p>
<p><b>Hat</b> looks like this:</p> <p>_____</p> <p>_____</p> <p>_____</p> <p>_____</p> <p>_____</p>	<p><b>Pointy</b> looks like this:</p> <p>_____</p> <p>_____</p> <p>_____</p> <p>_____</p> <p>_____</p>	<p><b>Poor</b> looks like this:</p> <p>_____</p> <p>_____</p> <p>_____</p> <p>_____</p> <p>_____</p>
<p><b>Hat</b> reminds me of:</p> <p>_____</p> <p>_____</p> <p>_____</p> <p>_____</p> <p>_____</p>	<p><b>Pointy</b> reminds me of:</p> <p>_____</p> <p>_____</p> <p>_____</p> <p>_____</p> <p>_____</p>	<p><b>Poor</b> reminds me of:</p> <p>_____</p> <p>_____</p> <p>_____</p> <p>_____</p> <p>_____</p>
<p>I saw this word in</p> <p>_____</p> <p>_____</p> <p>_____</p> <p>_____</p> <p>_____</p>	<p>I saw this word in</p> <p>_____</p> <p>_____</p> <p>_____</p> <p>_____</p> <p>_____</p>	<p>I saw this word in</p> <p>_____</p> <p>_____</p> <p>_____</p> <p>_____</p> <p>_____</p>

**I Want My Hat Back**  
By: Jon Klassen  
Guided Reading Level: I

**Step by Step Directions**

1. Cut out the Character Cards & Glue onto the Character Card  
2. Cut out the Object Cards & Glue onto the Object Card  
3. Complete the Vocabulary Cards  
4. Draw the Hat, Pointy, and Poor on the back of the Character Cards  
5. Write the Vocabulary Words on the front of the Character Cards


Interactive Vocabulary Notebook Cards | [Cbookpages.com](http://Cbookpages.com)

## Interactive Vocabulary Notebook Cards

### Word Games

with Words from I Want My Hat Back:

**Directions:** Bear has finally found his hat! Help bear decorate his hat. Use the code below to color bear's hat.



**COLOR CODE**  
 1 Syllable Words = Brown  
 2 Syllable Words = Red

**Directions:** Choose your favorite word from the Word Bank. Practice writing the word on the lines below.


**Word Bank**  
 HAT  
 POINTY  
 POOR  
 STEAL  
 STOLE

Name: \_\_\_\_\_ ©bookPages.com

### Word Games

Want My Hat Back

**Directions:** Help bear decorate his hat.



**COLOR CODE**  
 1 Syllable Words = Brown  
 2 Syllable Words = Red

**Directions:** Choose your favorite word from the Word Bank. Practice writing the word on the lines below.

**Word Bank**  
 HAT  
 POINTY  
 POOR  
 STEAL  
 STOLE

Name: \_\_\_\_\_ ©bookPages.com

## Word Games and Answer Key

## Vocabulary Connections


## I Want My Hat Back

By: Jon Klassen

Grade Level: 1 / Guided Reading Level: 1

### I Want My Hat Back

By Jon Klassen



A new word that I learned in this book is:

...and it is:

...because it:

Name: \_\_\_\_\_

**By Step One**  
 1. Read the book. 2. Discuss the vocabulary word.  
 3. Add your vocabulary cards to your notebook or to a card holder.

## Vocabulary Word Extension Activities

[illegible]

**Name:** \_\_\_\_\_

## Vocabulary Connections

**Directions:**  
Select a word from your reading that is new to you and write it in the box below. Then fill in the blanks to connect the new word to words you already know.

New Word

**Name:** \_\_\_\_\_

**Directions:**  
Write a word from your reading that is new to you in the first column.  
Write the word's meaning in the second column.  
Write a sentence from your reading that uses the word in the third column.

Visualize

Draw a picture to illustrate the meaning of the word.

**Definition:** \_\_\_\_\_

Write the word's definition in the last column if the dictionary definition matches what you mean.

Connect to Your Life

When or where have you seen it, heard it, felt it, smelled it, or tasted it?

Context Clues	Real Definition		
		<input checked="" type="checkbox"/>	

Copyright © 2013 by [CiBookPages.com](http://www.CiBookPages.com)

## Personalized Vocabulary Bookmark