

Comprehension Strategy Lesson Plans and Practice Pages

The following preview shows all of the comprehension strategy resources for *How I Became a Pirate* by Melinda Long

Retelling and Summarizing Lesson Plan

How I Became a Pirate
By: Melinda Long
Grade Level: 2 / Guided Reading Level: L

Retelling and Summarizing

1 Get Ready To Read

- Learn about the book
- Get your brain ready to read
- Understand the meaning of important words found in the book

Summary

How I Became a Pirate is the story of how Jeremy Jacob became a pirate. One day while playing on the beach, a group of pirates came ashore and invited Jeremy Jacob to join their crew. Once on board, Jeremy learned everything there is to know about being a pirate. The pirates showed Jeremy their treasures and the crew taught him how to behave like a real pirate. Jeremy decided that he would like to be a pirate forever. That is until he discovered all of the things that pirates don't do. They don't read books, they don't give good night kisses and they don't know how to solve their own problems. The pirates have a very big problem. They don't know where to bury their treasure. Jeremy must help the pirates find the perfect place to bury their treasure.

Link to What You Know

- What do you know about pirates?
- Would you like to be a pirate? Why or why not?
- If you had a treasure, where would you bury it? Why?

Important Words to Know and Understand

Landlubber - A person who knows very little or nothing about the sea or ships

2 Learn About Comprehension Strategies

Why Readers Retell and Summarize While Reading

Readers retell and summarize to remember the important events, characters, and information in books.

When you read fiction (stories that are not real), it is helpful to think about the sequence of events and the most important characters and settings in the story. When you retell and summarize, it is important to describe what happened first, next, then, and last. It is also important to tell who did what and where each event took place.

On the other hand, when you read nonfiction (books about real people, places, things, or events), your job is to think like a researcher. Retell and summarize the information using important facts, facts, and vocabulary from the text.

Whether you are retelling and summarizing fiction or non fiction, the most important thing to do is use your own words.

©BookPages.com

Guided Reading Level

Retelling and Summarizing Lesson Plan

How I Became a Pirate
By: Melinda Long
Grade Level: 2 / Guided Reading Level: L

Retelling and Summarizing

3 Retell and Summarize While Reading

- Think about the important events that happened first, next, then, and last
- Notice the names of the characters and
- Look for places where characters caused events to happen

Time to Read

Stop on the following pages. Think about the questions for each page. Then talk with a reading partner or write your thoughts down in your notebook.

Page 4 - What has happened so far? Why was Jeremy the only one that noticed the pirate ship?

Page 8 - What did the pirates notice when they came to shore? What was Jeremy doing? Why did the pirates want Jeremy to go with them?

Page 16 - What have you learned so far about the pirates?

Page 20 - What have the pirates taught Jeremy so far? What are some things Jeremy liked about being a pirate?

Page 24 - Why did Jeremy decide he did not want to be a pirate?

Page 30 - What problem do the pirates have? How did Jeremy help the pirates solve their problem?

Time to Reflect

Think - What type of information did you use when you retold and summarized *How I Became a Pirate*? Did you stop throughout the story to think about what was happening in the book? What did you do when you finished the book?

Talk - Tell your reading partner about your favorite part of the book. Talk about the characters, the setting, the events. Explain why the part you chose was your favorite. Remember to ask your partner to share their thoughts about the book too.

Reflect - Think about the characters, events, and the settings in *How I Became a Pirate*. How does paying attention to the story help you to be a better reader?

Write - Give your Strategy Slip into your reader's notebook. Write about the work you did while reading *How I Became a Pirate*. (Remember to include examples from the book!)

©BookPages.com

Activate Prior Knowledge

Page by Page Guide and Strategy Questions

Turn, Talk, and Reflect

Key Vocabulary

Explanation of Strategy

Making Predictions

Visualizing

Determining Importance

Understanding Text Structure

Practice Pages and Answer Keys

Writing About Reading with Optional CCSS Alignment

"I Can" Statement

→

How I Became a Pirate: Understanding Text Structure

Find a place in your story where the author used description to tell the story. Write down some of the descriptive words.

Does the picture in the book match the description? Why or why not?

☐ I can use words and pictures to help me tell about the characters, setting and plot. CCSS: RL.2.7

How I Became a Pirate: Understanding Text Structure

Find a place in your story where the author used description to tell the story. Write down some of the descriptive words.

Does the picture in the book match the description? Why or why not?

☐ I can use words and pictures to help me tell about the characters, setting and plot. CCSS: RL.2.7

How I Became a Pirate: Understanding Text Structure

Find a place in your story where the author used description to tell the story. Write down some of the descriptive words.

Does the picture in the book match the description? Why or why not?

☐ I can use words and pictures to help me tell about the characters, setting and plot. CCSS: RL.2.7

Reader's Notebook: Comprehension Strategy Slips (CCSS) | ©BookPagez.com

Strategy and Text Based Reader's Response Prompt

←

Common Core State Standard

←

Common Core Free Option

→

How I Became a Pirate: Understanding Text Structure

Find a place in your story where the author used description to tell the story. Write down some of the descriptive words.

Does the picture in the book match the description? Why or why not?

How I Became a Pirate: Understanding Text Structure

Find a place in your story where the author used description to tell the story. Write down some of the descriptive words.

Does the picture in the book match the description? Why or why not?

How I Became a Pirate: Understanding Text Structure

Find a place in your story where the author used description to tell the story. Write down some of the descriptive words.

Does the picture in the book match the description? Why or why not?


How I Became a Pirate: Understanding Text Structure

Find a place in your story where the author used description to tell the story. Write down some of the descriptive words.


Does the picture in the book match the description? Why or why not?

Reader's Notebook: Comprehension Strategy Slips | ©BookPagez.com


5 Comprehension Strategy Graphic Organizers




Retelling and Summarizing




Making Predictions



Visualizing



Determining Importance



Understanding Text Structure