Vocabulary Connections Resources

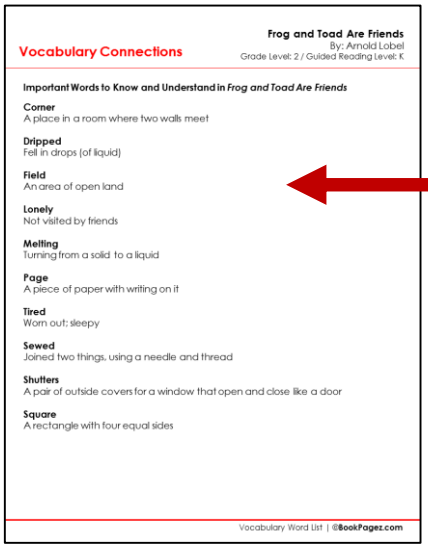

Vocabulary Connections

Frog and Toad Are Friends
By: Arnold Lobel
Grade Level: 2 / Guided Reading Level: K

Important Words to Know and Understand in *Frog and Toad Are Friends*

Corner
A place in a room where two walls meet

Dripped
Fell in drops (of liquid)

Field
An area of open land

Lonely
Not visited by friends

Melting
Turning from a solid to a liquid

Page
A piece of paper with writing on it

Tired
Worn out; sleepy

Sewed
Joined two things, using a needle and thread

Shutters
A pair of outside covers for a window that open and close like a door

Square
A rectangle with four equal sides

Vocabulary Word List | ©BookPagez.com

Important Words to Know and Understand in *Frog and Toad Are Friends* Word List



Vocabulary Connections

Frog and Toad Are Friends
By: Arnold Lobel
Grade Level: 2 / Guided Reading Level: K

Corner	Dripped	Field

Lonely	Melting	Page

Step by Step Directions: 1. Cut on the Dotted Line. 2. Fold on the Solid Line. 3. Glue, Tape or Staple the Top of Each Card to Close

Picture Vocabulary Sorting Cards | ©BookPagez.com

Word and Picture Sorting Cards



Vocabulary Connections

Frog and Toad Are Friends
By: Arnold Lobel
Grade Level: 2 / Guided Reading Level: K

Corner	Dripped	Field
A place in a room where two walls meet	Fell in drops (of liquid)	An area of open land

Lonely	Melting	Page
Not visited by friends	Turning from a solid to a liquid	A piece of paper with writing on it

Step by Step Directions: 1. Cut on the Dotted Line. 2. Fold on the Solid Line. 3. Glue, Tape or Staple the Top of Each Card to Close

Definition Vocabulary Sorting Cards | ©BookPagez.com

Word and Definition Sorting Cards



Vocabulary Connections

Frog and Toad Are Friends
By: Arnold Lobel
Grade Level: 2 / Guided Reading Level: K

Tired is a/an noun verb adverb adjective	Sewed is a/an noun verb adverb adjective	Shutters is a/an noun verb adverb adjective
Definition of **Tired:**	Definition of **Sewed:**	Definition of **Shutters:**
Tired looks like this:	**Sewed** looks like this:	**Shutters** look like this:
Tired reminds me of:	**Sewed** reminds me of:	**Shutters** remind me of:
I saw this word in	I saw this word in	I saw this word in

Step by Step Directions: 1. Cut on the Dotted Line. 2. Fold on the Solid Line. 3. Complete the Vocabulary Card. 4. Glue the Back of the Bottom Flap into Your Notebook. 5. Write the Vocabulary Word on the Front of the Top Flap.

Interactive Vocabulary Notebook Cards | ©BookPagez.com

Interactive Vocabulary Notebook Cards



Word Games
with Words from **Frog and Toad Are Friends**

Directions: Read each vocabulary word below each frog. Then color the frogs using the following code: **1-syllable word = green** **2-syllable word = brown**

Shutters Page Melting Sewed
Field Lonely Tired Square

Directions: Complete the following sentences using the words below the green frogs.

1. John is too _____ to run.
2. My mother _____ a patch onto my torn sleeve.
3. Write down your homework on the blank _____ of your notebook.
4. We grow some crops in our vacant _____.

Name: _____ ©BookPagez.com

Answer Key
and Toad Are Friends

below each frog. Then color the frogs
= green
= brown

brown green Melting Sewed
green brown Tired Square

nces using the words below the green

to run.
a patch onto my torn sleeve.
k on the blank page of
vacant field.

Answer Key | ©BookPagez.com

Word Games and Answer Key



Vocabulary Connections

Frog and Toad Are Friends
By: Arnold Lobel
Grade Level: 2 / Guided Reading Level: K

Frog and Toad Are Friends
By Arnold Lobel

A new word that I learned in this book is:
It's like...
It means...
NAME:

Step by Step Directions: 1. Cut on the Dotted Line. 2. Fold on the Solid Line. 3. Complete the Vocabulary Card. 4. Add Your Vocabulary Card to Your Notebook or Use It As A Bookmark.

Interactive Vocabulary Notebook Personalized Vocabulary Builder Card | ©BookPagez.com

Personalized Vocabulary Bookmark

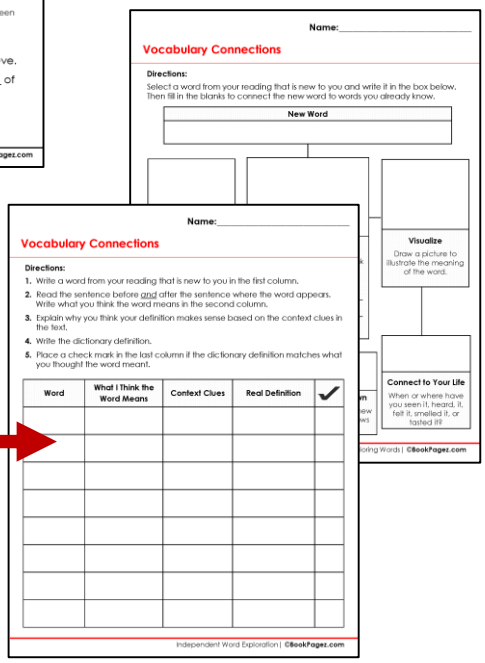

Name: _____

Vocabulary Connections

Directions:
Select a word from your reading that is new to you and write it in the box below. Then fill in the blanks to connect the new word to words you already know.

New Word

Visualize
Draw a picture to illustrate the meaning of the word.

Connect to Your Life
When or where have you seen it, heard, it, felt it, smelled it, or tasted it?

Name: _____

Vocabulary Connections

Directions:
1. Write a word from your reading that is new to you in the first column.
2. Read the sentence before and after the sentence where the word appears. Write what you think the word means in the second column.
3. Explain why you think your definition makes sense based on the context clues in the text.
4. Write the dictionary definition.
5. Place a check mark in the last column if the dictionary definition matches what you thought the word meant.

Word	What I Think the Word Means	Context Clues	Real Definition	✓

Independent Word Exploration | ©BookPagez.com

Vocabulary Word Extension Activities