Vocabulary Connections Resources

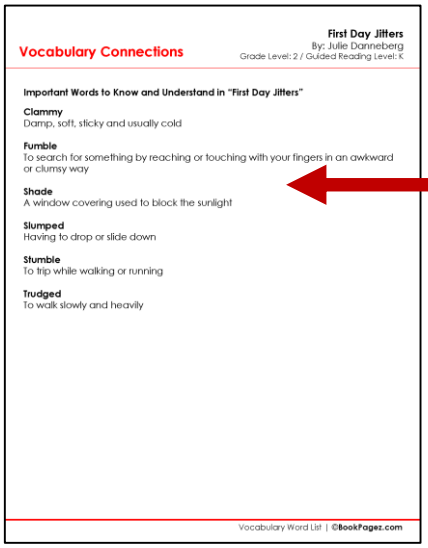

Vocabulary Connections

First Day Jitters
By: Julie Danneberg
Grade Level: 2 / Guided Reading Level: K

Important Words to Know and Understand in "First Day Jitters"

Clammy
Damp, soft, sticky and usually cold

Fumble
To search for something by reaching or touching with your fingers in an awkward or clumsy way

Shade
A window covering used to block the sunlight

Slumped
Having to drop or slide down

Stumble
To trip while walking or running

Trudged
To walk slowly and heavily

Vocabulary Word List | ©BookPagez.com

Important Words to Know and Understand in First Day Jitters Word List

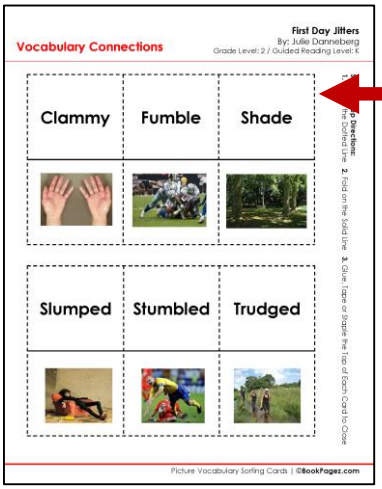

Vocabulary Connections

First Day Jitters
By: Julie Danneberg
Grade Level: 2 / Guided Reading Level: K

Clammy	Fumble	Shade

Slumped	Stumbled	Trudged

Step by Step Directions: 1. Cut on the Dotted Line. 2. Fold on the Solid Line. 3. Glue, Tape or Staple the Tab of Each Card to Close

Picture Vocabulary Sorting Cards | ©BookPagez.com

Word and Picture Sorting Cards

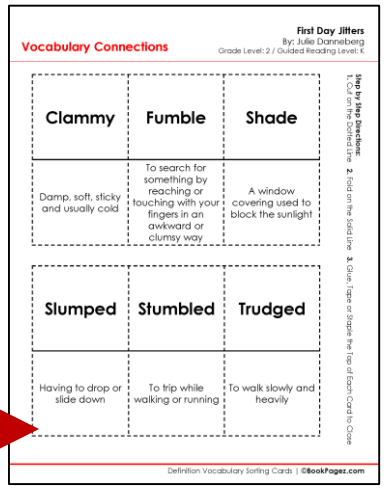

Vocabulary Connections

First Day Jitters
By: Julie Danneberg
Grade Level: 2 / Guided Reading Level: K

Clammy	Fumble	Shade
Damp, soft, sticky and usually cold	To search for something by reaching or touching with your fingers in an awkward or clumsy way	A window covering used to block the sunlight

Slumped	Stumbled	Trudged
Having to drop or slide down	To trip while walking or running	To walk slowly and heavily

Step by Step Directions: 1. Cut on the Dotted Line. 2. Fold on the Solid Line. 3. Glue, Tape or Staple the Tab of Each Card to Close

Definition Vocabulary Sorting Cards | ©BookPagez.com

Word and Definition Sorting Cards



Vocabulary Connections

First Day Jitters
By: Julie Danneberg
Grade Level: 2 / Guided Reading Level: K

Clammy is a/an noun verb adverb adjective	Fumble is a/an noun verb adverb adjective	Shade is a/an noun verb adverb adjective
Definition of **Clammy:**	Definition of **Fumble:**	Definition of **Shade:**
Clammy looks like this:	**Fumble** looks like this:	**Shade** looks like this:
Clammy reminds me of:	**Fumble** reminds me of:	**Shade** reminds me of:
I saw this word in	**I saw this word in**	**I saw this word in**

Step by Step Directions: 1. Cut on the Dotted Line. 2. Fold on the Solid Line. 3. Complete the Vocabulary Card. 4. Glue the Back of the Bottom Flap into Your Notebook. 5. Write the Vocabulary Word on the Front of the Top Flap.

Interactive Vocabulary Notebook Cards | ©BookPagez.com

Interactive Vocabulary Notebook Cards

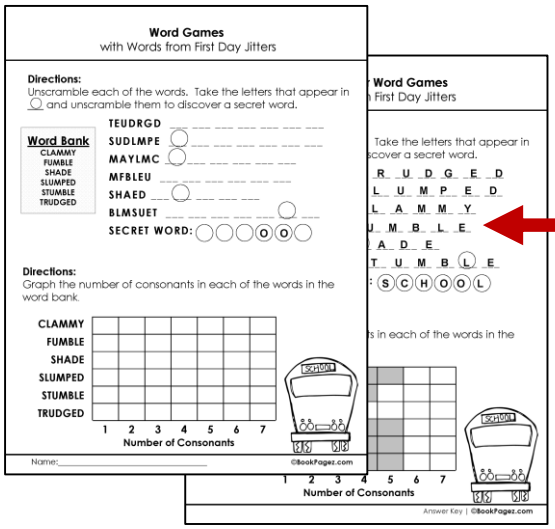

Word Games
with Words from First Day Jitters

Directions:
Unscramble each of the words. Take the letters that appear in ◯ and unscramble them to discover a secret word.

Word Bank
CLAMMY
FUMBLE
SHADE
SLUMPED
STUMBLE
TRUDGED

TEUDRGD ___ ___ ___ ___ ___ ___ ___
SUDLMPE ◯ ___ ___ ___ ___ ___ ___
MAYLMC ___ ___ ___ ___ ___ ___
MFBLEU ___ ___ ___ ___ ___ ___
SHAED ___ ◯ ___ ___ ___
BLMSUET ___ ___ ___ ___ ___ ◯ ___
SECRET WORD: ◯◯◯◯◯◯

Directions:
Graph the number of consonants in each of the words in the word bank.

CLAMMY
FUMBLE
SHADE
SLUMPED
STUMBLE
TRUDGED

1 2 3 4 5 6 7
Number of Consonants

Name:_____ ©BookPagez.com

Word Games
First Day Jitters

Take the letters that appear in
scover a secret word.

R U D G E D
L U M P E D
L A M M Y
U M B L E
A D E
T U M B L E
: S C H O O L

s in each of the words in the

1 2 3 4 5 6 7
Number of Consonants

Answer Key | ©BookPagez.com

Word Games and Answer Key



Vocabulary Connections

First Day Jitters
By: Julie Danneberg
Grade Level: 2 / Guided Reading Level: K

First Day Jitters
By Julie Danneberg

A new word that I learned in this book is:
It's like...
It means...
Name:

Step by Step Directions: 1. Cut on the Dotted Line. 2. Fold on the Solid Line. 3. Complete the Vocabulary Card. 4. Add Your Vocabulary Card to Your Notebook or Use It As A Bookmark.

Interactive Vocabulary Notebook Personalized Vocabulary Builder Card | ©BookPagez.com

Personalized Vocabulary Bookmark

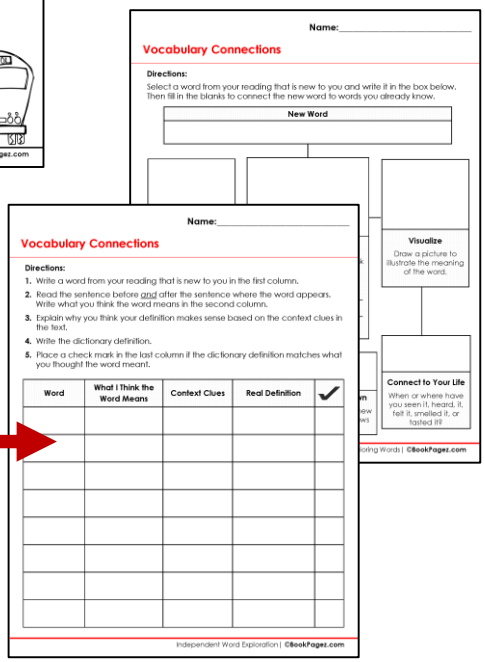

Name:_____

Vocabulary Connections

Directions:
Select a word from your reading that is new to you and write it in the box below. Then fill in the blanks to connect the new word to words you already know.

New Word

Visualize
Draw a picture to illustrate the meaning of the word.

Connect to Your Life
When or where have you seen it, heard, it, felt it, smelled it, or tasted it?

Name:_____

Vocabulary Connections

Directions:
1. Write a word from your reading that is new to you in the first column.
2. Read the sentence before and after the sentence where the word appears. Write what you think the word means in the second column.
3. Explain why you think your definition makes sense based on the context clues in the text.
4. Write the dictionary definition.
5. Place a check mark in the last column if the dictionary definition matches what you thought the word meant.

Word	What I Think the Word Means	Context Clues	Real Definition	✓

Independent Word Exploration | ©BookPagez.com

Vocabulary Word Extension Activities