

The following preview shows all of the Book Club Meetings for Fantastic Mr. Fox by Roald Dahl

Key Vocabulary by Chapter

Guided Reading Level

Specific Instructional Focus

<p>Book Club</p> <p>Fantastic Mr. Fox By: Roald Dahl Grade Level: 3 / Guided Reading Level: P</p>	
<p>Introduce Character Traits</p>	<p>Meeting #1 Continued</p> <p>Time to Teach (continued)</p> <ul style="list-style-type: none"> Ask if they can guess what an outside trait is? <ul style="list-style-type: none"> Explain that an outside trait is something you can see just by looking at the character. Ask the students to identify which of the words on the board are "outside traits" and circle them. Ask your students if they can guess what an inside trait is? <ul style="list-style-type: none"> Explain that an inside trait is something they cannot see by looking at the outside of a character; it is something that describes <i>their personality</i>. Ask them to identify which of the words on the board are "inside traits" and underline them. Tell the students that authors use both types of character traits to describe their characters in detail so that we, as the reader, can feel like we know them. <p>Model How to Respond to Reading</p> <ul style="list-style-type: none"> Ask the students to listen carefully for character traits as you read the first chapter. Read the first chapter out loud. Stop after you read the sentence "They were also nasty men" (p.1) and ask your students if "nasty" is an inside or outside character trait and why. (Sample answer: It is an outside trait because you can't tell if someone is nasty just by looking at them). Continue reading Chapter 1. Stop after you read the sentence "He was enormously fat!" (p.2) and ask your students if this is an inside or outside character trait. (Sample answer: It's an outside character trait because you can see that Scargle is fat just by looking at him). Continue reading Chapter 1. Stop after you read "He was as thin as a pencil and the cleverest of them all" (p.4).
	<p>Fantastic Mr. Fox Book Club @BookPages.com</p>

Step by Step Guided Mini Lesson

Book Club

Identify
Major and
Minor
Characters

Fantastic Mr. Fox
 By: Roald Dahl
 Grade Level: 3 / Guided Reading Level: F

Meeting #5 Continued

Model How to Respond to Reading (continued)


- Complete a few rounds of this game.
- Tell your students to look at the number of traits that they came up with for each character.
- Discuss with your students which rounds were easiest and which were more difficult. (Sample answer: Farmer Bean's round was very easy, but Mrs. Fox's round was difficult.)
- Ask the students to look at the list on the board and decide which are major characters (Put a large star by their name) and which are minor characters (Put a small dot by their name).


Take Time to Reflect (2 minutes)


- Distribute the Student Self-Evaluation Assessment form.
- Ask students to reflect on the work they did by completing the self-evaluation form.
- Collect the evaluation forms (the forms will be sent home on the last day of Book Club along with any notes from the teacher).


Wrap Up the Book Club Meeting

- Assign students to independently read **Chapters 16 – 18**.
- While reading, students should keep track of inside and outside character traits of the Woman in their Reader's Notebook. Make sure to write down the page number where each trait is found.
- Determine as a group when the Book Club should meet again. Monitor students as they record the assignment on their Book Club Calendar.









Fantastic Mr. Fox Book Club | @BookPagez.com

Reflection and Self Evaluation

Scheduling and Reader Responsibility

[illegible]