

4 Asking and Answering Questions Lesson Plans

Book Club Management Materials

Book Club Calendar

Month: _____ Name: _____

Sunday	Monday	Tuesday	Wednesday	Thursday	Friday	Saturday

Start the Conversation

- I think ...
- I agree ... because ...
- I disagree ... because ...
- In addition ...
- I noticed ...
- I wonder ...
- I don't understand ...
- Please say more about that ...
- Can you show me where that is in the book?
- I think the author meant ...

© BookPages.com | Book Club Calendar

Custom Calendar Template

Conversation Prompts

Expectation Guide for Before, During, and After Book Club

Name: _____

Expectations for Book Club

Before Book Club	During Book Club	After Book Club
<ul style="list-style-type: none"> Read the assigned text Choose a reading response option from your option board then respond to the text in your reader's notebook Prepare for Book Club ahead of time: <ul style="list-style-type: none"> Choose at least one interesting, funny, or confusing part to share with your book club Mark the part you want to share with a sticky note or write the page number in your notebook Remember to support your thinking with evidence from the text (explain why the part you chose is interesting, funny, confusing, etc.) 	<ul style="list-style-type: none"> Come to Book Club on time and ready to begin discussion Bring your book, reader's notebook, and any other materials you might need for Book Club with you Participate in Book Club by sharing your thinking, listening to others, and asking questions Support your thinking with evidence from the text Ask for help if you need it Stay on topic Make eye contact with the people in your Book Club Respect the people in your Book Club: <ul style="list-style-type: none"> Try not to interrupt - wait your turn to share Use respectful language Listen carefully 	<ul style="list-style-type: none"> Reflect on your Book Club meeting. Think about these things: <ul style="list-style-type: none"> What part of the meeting made you feel good about yourself as a reader? What can you do to have a better conversation next time? Record your reading assignment on your Book Club calendar Decide when you will complete your assignment (during independent reading time, as homework, etc.)

© BookPages.com | Expectations for Book Club

Student Self-Evaluation Rubric

Name: _____

How I Did Cam Jansen: The Mystery of the Stolen Diamonds Book Club

Book Club Expectations	3 I did my best	2 I can do better	1 I did not try	
I read the assignment				Before I was prepared for Book Club
I responded to the text in my reader's notebook				
I prepared something to share with my Book Club				
I had my materials				During I participated in Book Club
I shared my thinking				
I asked someone a question				
I stayed on task, listened, and showed respect to others				After I was responsible
I took the time to reflect				
I know when and where I will prepare for the next meeting				

Score: _____ / 27

A Note from Your Teacher: _____

© BookPages.com | Book Club Self-Evaluation

Tied to the Book Club Expectation Guide

Reader's Response Option Board

Name: _____

Write about the connections you can make to the text.	Would you recommend this book? Why or why not?	Write about the character you like most / least. Explain why you feel the way you do.	Write about the ways a character changed in the story and why the character changed.
Write about the parts of the text that you found confusing or the things you're wondering about.	Write about the unfamiliar words you read. What do you think the words mean? Why?	Choose three events from the book. Write about what caused those events to happen.	What are some powerful words or phrases used in the text? Why are they powerful?
Write about the reading strategies you used to improve your comprehension.	Write about your favorite part. Explain why it's your favorite part.	Write about the author's message and use evidence from the text to support your thinking.	Identify the genre and explain how you know. Compare the text to other texts in the same genre.
Compare and contrast ideas from the book. Write about two characters, events, or settings the same or different.	Predict what might happen next and explain why your prediction makes sense.	Write about the things a reader needs to know in order to understand the text.	Draw and label a picture of a setting described in the text.
Write about the main problem and how it unfolded in the story.	Find a place in the book that caused you to feel something (happy, sad, mad). Explain why you felt the way you did.	What did you learn about yourself as a reader today?	What is the most important fact or idea that you read today? Why do you think so?

Directions:
Choose one of the response options from the board. Write your response in your reader's notebook. After you've written your response, color in the square on the board above.

© BookPages.com | Common Core Aligned Book Club Reading Response Option Board

with 2nd Grade Common Core Alignment

Book Club Assessment Materials

Name: _____

Cam Jansen: The Mystery of the Stolen Diamonds
Book Club Focus Assessment

Asking and Answering Questions

Directions: Use what you know about asking and answering questions in *Cam Jansen: The Mystery of the Stolen Diamonds* to answer each of the following questions.

Who was NOT a main character in the story?

☐ A Cam
☐ B Eric's mother
☐ C The man with mustache
☐ D Eric

What is a key detail?

Which of these details is a key detail?

☐ A A man with a mustache ran out of Parker's Jewelry store.
☐ B Cam and Eric played a memory game.
☐ C A woman in the mall dropped her packages.
☐ D There was construction equipment on Minnow Road.

After the alarm rang, several characters left the Parker's Jewelry Store. Name the characters and the order that they left the store (1st, 2nd, 3rd).

Cam Jansen: The Mystery of the Stolen Diamonds Book Club | ©BookPages.com

Focus Assessment
for Asking and Answering
Questions

Practice with
multiple choice
questions

Short answer
practice

Complete Common
Core Assessment

Answer Keys

One essential question for
each of the 2nd grade
Reading Literature standards

Name: _____

Cam Jansen: The Mystery of the Stolen Diamonds
CCSS Assessment

Score: _____

Directions: Use what you know about *Cam Jansen: The Mystery of the Stolen Diamonds* to answer each of the following questions.

Cam is one of the main characters who is introduced in Chapter 1. What is Cam's unusual ability? How does this ability help her?

Which answer is NOT the author's message?

☐ A Crime doesn't pay.
☐ B Things aren't always what they seem to be.
☐ C Criminals always wear green ties.
☐ D Always tell the truth.

Why did Cam say "Click" throughout the story?

Number the following events according to what happened 1st, 2nd, 3rd, and 4th.

Eric left Cam and Howie to get the police.
The police arrested the thieves.
The alarm at Parker's Jewelry Store went off.
Cam spotted the man and the couple with the baby inside the house.

What was the major problem in the story? How was it solved?

CCSS Assessment 2nd Grade Reading Standards for Literature | ©BookPages.com

Answer Key

Cam Jansen: The Mystery of the Stolen Diamonds
CCSS Assessment

Directions: Use what you know about *Cam Jansen: The Mystery of the Stolen Diamonds* to answer each of the following questions.

How were Cam and Eric alike? How were they different?

Answers may vary. Sample answers include:

Alike: Cam and Eric were friends and took care of Howie.
Different: Cam had a photographic memory and Eric didn't, and Cam was an only child but Eric had siblings.

How do the illustrations in *Cam Jansen: The Mystery of the Stolen Diamonds* help you understand the characters?

Answers may vary. Sample answers include: The illustrations help me understand how the characters are feeling and what the setting looks like.

Cam and Eric worked together to solve a problem. What is another story that had characters who worked together? How are the stories alike? How are they different?

Answers may vary. Sample answers include: *Frog and Toad: A Lost Button*.

Alike: *Frog and Toad* worked together to find a button.
Different: *Frog and Toad* didn't solve a crime.

Cam Jansen: The Mystery of the Stolen Diamonds is part of which genre?

☐ A Nonfiction
☒ B Mystery
☐ C Poetry
☐ D Fairy Tale

CCSS Assessment 2nd Grade Reading Standards for Literature | ©BookPages.com

Rubric with optional
Common Core Alignment

Focus Assessment Rubric

Student: _____ Date: _____

CCSS Reading Literature Standard 2.1
Ask and answer such questions as who, what, where, when, why, and how to demonstrate understanding of key details in a text.

	Beginning	Developing	Proficient	Secure
Correct Answers	0-1 Correct	2-3 Correct	4-5 Correct	4 Correct
Specific Skill: Asking and Answering Questions	Is not able or is beginning to ask and answer questions about key details.	Is able to ask and answer questions about key details some of the time.	Is able to ask and answer questions about key details most of the time.	Is able to ask and answer questions about key details all of the time.

If student is less than secure, he or she needs to work on the following:

- Ask and answer 5 W's and 1 H questions (who, what, where, when, why, and how).
- Identify the main characters.
- Understand that key details support or move the story forward.
- Use text clues to support inferences drawn from the story.

Book Club
Cam Jansen: The Mystery of the Stolen Diamonds

CCSS.ELA-LITERACY.RL.2.1 | Cam Jansen: The Mystery of the Stolen Diamonds Book Club | ©BookPages.com

Running Record

Title: Cam Jansen: The Mystery of the Stolen Diamonds Guided Reading Text Level: L Word Count: 100

Name: _____ Date: _____

Accuracy Rate: (# of words correct/100 words) _____

Error Rate: (# of incorrect words/100 words) _____

Self-Correction Rate: (# of words self-corrected/100 words) _____

Time: (in seconds) _____ Words Per Minute: (100/seconds read x 60) _____

	Easy 95% - 100% Accuracy	Instructional 90% - 94% Accuracy	Hard 80% - 89% Accuracy	INFORMATION USED
Page				E SC E SC E SC
3	Chapter One	It was the first morning of spring vacation. Cam Jansen and her friend Eric Shotton were sitting on a bench in the middle of a busy shopping mall. While Eric's mother was shopping, they were watching Eric's baby brother, Howie. And they were playing a memory game. Eric's eyes were closed. "What color jacket am I wearing?" Cam asked.		

Tested By: _____ ©BookPages.com

Running Record

Vocabulary Connections Resources

Important Words to Know and Understand in Cam Jansen: The Mystery of the Stolen Diamonds Word List

Vocabulary Connections

Important Words to Know and Understand in *Cam Jansen: The Mystery of the Stolen Diamonds*

Baffled (page 55)
To be confused

Barriers (page 39)
Something that prevents movement from one place to another

Browse (page 28)
To look at many things in a store, in a newspaper, etc., to see if there is something interesting or worth buying

Capture (page 56)
To use force to take and hold someone

Commotion (page 10)
Noisy excitement and confusion

Dozens (page 10)
Groups of 12 people or things

Gang (page 56)
A group of criminals

Handcuffs (page 23)
A set of two metal rings designed to hold someone by the wrists

Innocent (page 34)
Not guilty of a wrong act

Megaphone (page 52)
A device that is shaped like a cone and designed to make voices louder

Cam Jansen: The Mystery of the Stolen Diamonds
By: David A. Adler
Grade Level: 2 / Guided Reading Level: L

Vocabulary Word List | @BookPages.com

<p>Cam Jansen: The Mystery of the Stolen Diamonds By: David A. Almond Grade Level: 2 / Guided Reading Level: 2.1</p>		
<p>Vocabulary Connections</p>		
<p>Baffled</p>	<p>Barriers</p>	<p>Browse</p>
<p>To be confused</p>	<p>Something that prevents movement from one place to another</p>	<p>To look at many things in a store, newspaper, etc., to see if there is something interesting or worth buying</p>
<p>Capture</p>	<p>Commotion</p>	<p>Dozens</p>
<p>To use force to take and hold someone</p>	<p>Noisy excitement and confusion</p>	<p>Groups of 12 people or things</p>

Vocabulary Connections		
<p>Cam Jansen: The Mystery of the Stolen Diamonds By: David A. Adler Grade Level: 2 / Guided Reading Level: L</p>		
Gang	Handcuffs	Innocent
A group of criminals	A set of two metal rings designed to hold someone by the wrists	Not guilty of a wrong act
Megaphone		
A device that is shaped like a cone and designed to make voices louder		

Word and Definition Sorting Cards

Vocabulary Connections

Cam Jansen: The Mystery of the Stolen Diamonds
 By: David A. Adler
 Grade Level: 2 / Outlined Diamonds

Capture is a/an noun verb adverb adjective	Commotion is a/an noun verb adverb adjective	Dozens is a/an noun verb adverb adjective
Definition of Capture: <div style="border-bottom: 1px solid black; height: 1.2em; margin-bottom: 2px;"></div> <div style="border-bottom: 1px solid black; height: 1.2em; margin-bottom: 2px;"></div> <div style="border-bottom: 1px solid black; height: 1.2em; margin-bottom: 2px;"></div> <div style="border-bottom: 1px solid black; height: 1.2em; margin-bottom: 2px;"></div> <div style="border-bottom: 1px solid black; height: 1.2em; margin-bottom: 2px;"></div>	Definition of Commotion: <div style="border-bottom: 1px solid black; height: 1.2em; margin-bottom: 2px;"></div> <div style="border-bottom: 1px solid black; height: 1.2em; margin-bottom: 2px;"></div> <div style="border-bottom: 1px solid black; height: 1.2em; margin-bottom: 2px;"></div> <div style="border-bottom: 1px solid black; height: 1.2em; margin-bottom: 2px;"></div> <div style="border-bottom: 1px solid black; height: 1.2em; margin-bottom: 2px;"></div>	Definition of Dozens: <div style="border-bottom: 1px solid black; height: 1.2em; margin-bottom: 2px;"></div> <div style="border-bottom: 1px solid black; height: 1.2em; margin-bottom: 2px;"></div> <div style="border-bottom: 1px solid black; height: 1.2em; margin-bottom: 2px;"></div> <div style="border-bottom: 1px solid black; height: 1.2em; margin-bottom: 2px;"></div> <div style="border-bottom: 1px solid black; height: 1.2em; margin-bottom: 2px;"></div>
Capture looks like this: <div style="border-bottom: 1px solid black; height: 1.2em; margin-bottom: 2px;"></div> <div style="border-bottom: 1px solid black; height: 1.2em; margin-bottom: 2px;"></div> <div style="border-bottom: 1px solid black; height: 1.2em; margin-bottom: 2px;"></div> <div style="border-bottom: 1px solid black; height: 1.2em; margin-bottom: 2px;"></div> <div style="border-bottom: 1px solid black; height: 1.2em; margin-bottom: 2px;"></div>	Commotion looks like this: <div style="border-bottom: 1px solid black; height: 1.2em; margin-bottom: 2px;"></div> <div style="border-bottom: 1px solid black; height: 1.2em; margin-bottom: 2px;"></div> <div style="border-bottom: 1px solid black; height: 1.2em; margin-bottom: 2px;"></div> <div style="border-bottom: 1px solid black; height: 1.2em; margin-bottom: 2px;"></div> <div style="border-bottom: 1px solid black; height: 1.2em; margin-bottom: 2px;"></div>	Dozens look like this: <div style="border-bottom: 1px solid black; height: 1.2em; margin-bottom: 2px;"></div> <div style="border-bottom: 1px solid black; height: 1.2em; margin-bottom: 2px;"></div> <div style="border-bottom: 1px solid black; height: 1.2em; margin-bottom: 2px;"></div> <div style="border-bottom: 1px solid black; height: 1.2em; margin-bottom: 2px;"></div> <div style="border-bottom: 1px solid black; height: 1.2em; margin-bottom: 2px;"></div>
Capture reminds me of: <div style="border-bottom: 1px solid black; height: 1.2em; margin-bottom: 2px;"></div> <div style="border-bottom: 1px solid black; height: 1.2em; margin-bottom: 2px;"></div> <div style="border-bottom: 1px solid black; height: 1.2em; margin-bottom: 2px;"></div> <div style="border-bottom: 1px solid black; height: 1.2em; margin-bottom: 2px;"></div> <div style="border-bottom: 1px solid black; height: 1.2em; margin-bottom: 2px;"></div>	Commotion reminds me of: <div style="border-bottom: 1px solid black; height: 1.2em; margin-bottom: 2px;"></div> <div style="border-bottom: 1px solid black; height: 1.2em; margin-bottom: 2px;"></div> <div style="border-bottom: 1px solid black; height: 1.2em; margin-bottom: 2px;"></div> <div style="border-bottom: 1px solid black; height: 1.2em; margin-bottom: 2px;"></div> <div style="border-bottom: 1px solid black; height: 1.2em; margin-bottom: 2px;"></div>	Dozens remind me of: <div style="border-bottom: 1px solid black; height: 1.2em; margin-bottom: 2px;"></div> <div style="border-bottom: 1px solid black; height: 1.2em; margin-bottom: 2px;"></div> <div style="border-bottom: 1px solid black; height: 1.2em; margin-bottom: 2px;"></div> <div style="border-bottom: 1px solid black; height: 1.2em; margin-bottom: 2px;"></div> <div style="border-bottom: 1px solid black; height: 1.2em; margin-bottom: 2px;"></div>
I saw this word in <div style="border-bottom: 1px solid black; height: 1.2em; margin-bottom: 2px;"></div> <div style="border-bottom: 1px solid black; height: 1.2em; margin-bottom: 2px;"></div> <div style="border-bottom: 1px solid black; height: 1.2em; margin-bottom: 2px;"></div> <div style="border-bottom: 1px solid black; height: 1.2em; margin-bottom: 2px;"></div> <div style="border-bottom: 1px solid black; height: 1.2em; margin-bottom: 2px;"></div>	I saw this word in <div style="border-bottom: 1px solid black; height: 1.2em; margin-bottom: 2px;"></div> <div style="border-bottom: 1px solid black; height: 1.2em; margin-bottom: 2px;"></div> <div style="border-bottom: 1px solid black; height: 1.2em; margin-bottom: 2px;"></div> <div style="border-bottom: 1px solid black; height: 1.2em; margin-bottom: 2px;"></div> <div style="border-bottom: 1px solid black; height: 1.2em; margin-bottom: 2px;"></div>	I saw this word in <div style="border-bottom: 1px solid black; height: 1.2em; margin-bottom: 2px;"></div> <div style="border-bottom: 1px solid black; height: 1.2em; margin-bottom: 2px;"></div> <div style="border-bottom: 1px solid black; height: 1.2em; margin-bottom: 2px;"></div> <div style="border-bottom: 1px solid black; height: 1.2em; margin-bottom: 2px;"></div> <div style="border-bottom: 1px solid black; height: 1.2em; margin-bottom: 2px;"></div>

Step by Step Directions:

1. Read the book and find the vocabulary words in the story of the book.

2. Read the book and find the vocabulary words in the story of the book.

3. Read the book and find the vocabulary words in the story of the book.

4. Read the book and find the vocabulary words in the story of the book.

5. Read the book and find the vocabulary words in the story of the book.

6. Read the book and find the vocabulary words in the story of the book.

7. Read the book and find the vocabulary words in the story of the book.

8. Read the book and find the vocabulary words in the story of the book.

9. Read the book and find the vocabulary words in the story of the book.

10. Read the book and find the vocabulary words in the story of the book.

Step by Step Directions:

1. Read the book and find the vocabulary words in the story of the book.

2. Read the book and find the vocabulary words in the story of the book.

3. Read the book and find the vocabulary words in the story of the book.

4. Read the book and find the vocabulary words in the story of the book.

5. Read the book and find the vocabulary words in the story of the book.

6. Read the book and find the vocabulary words in the story of the book.

7. Read the book and find the vocabulary words in the story of the book.

8. Read the book and find the vocabulary words in the story of the book.

9. Read the book and find the vocabulary words in the story of the book.


10. Read the book and find the vocabulary words in the story of the book.

Interactive Vocabulary Notebook Cards | ©BookPages.com


Word Games

with Words from Cam Jansen: The Mystery of the Stolen Diamonds







Directions: Fill in the missing letters to identify each of the images below.




_____ed



m_____ga_____ho_____

d_____z_____ns









_____a_____cu_____f_____


Answer Key

Jansen: The Mystery of the Diamonds

Fill in each of the images below.

d_____o_____z_____e_____ns



h_____o_____n_____d_____cu_____f_____s

Next, choose the word that goes with each image.

Innocent
megaphone

handcuffs
barriers

baffled
commonion

- The gang of robbers were led away to jail in _____.
- The famous kid was _____, why his arrival caused a _____ in the TV show.
- The _____ protect the city from high tides.
- The City Mayor speaks in public with a _____.

Name: _____ @BookPages.com

4. The City Mayor speaks in public with a _____ **megaphone**.

City from high tides.

Name: _____

Answer Key | @BookPages.com

Word Games and Answer Key


Interactive Vocabulary Notebook Cards

Vocabulary Connections

Cam Jansen: The Mystery of the Stolen Diamonds

By David A. Adler

Grade Level: 2 / Guided Reading Level: L



Step by Step Directions

1. Read the story from the book.

2. Use an index card to write the vocabulary word.

3. Use an index card to write the definition of the word.

4. Add a drawing to the index card.


By David A. Adler

A new word that I learned is this book is _____

it means _____

it's like _____

Name: _____



Interactive Vocabulary Notebook Personalized Vocabulary Builder Card | [@essentialworksheets.com](https://www.essentialworksheets.com/vocabulary-builder-card/)

[illegible]

Vocabulary Word Extension Activities

Name: _____

Vocabulary Connections

Directions:

1. Write a word from your reading that is new to you in the first column.
2. Read the sentence below and after the sentence where the word appears. Write what you think the word means in the second column.
3. Explain why you think your definition makes sense based on the context clues in the text.
4. Write the dictionary definition.
5. Place a check mark in the last column if the dictionary definition matches what you thought the word meant.

Word	What I Think the Word Means	Context Clues	Real Definition	<input checked="" type="checkbox"/>

Personalized Vocabulary Bookmark

Complete Common Core Alignment

Common Core State Standards Correlation
Correlation: The Mystery of the Stolen Diamonds Lesson Plans, Resources, and Activities The lesson plans, resources, and activities for use with Correlation: The Mystery of the Stolen Diamonds correlate with the following English Language Arts Common Core State Standards for second grade.
Book Club Lesson Plan and Resources
Reading: Literature RL.2.1 - Ask and answer such questions such as who, what, where, when, why, and how to demonstrate understanding of key details in text. RL.2.2 - Describe how characters in a story respond to major events and challenges. RL.2.3 - Describe the overall structure of a story, including describing how the beginning introduces the story and the ending concludes the action. RL.2.7 - Use information gathered from the illustrations and words in a print or digital text to demonstrate understanding of its characters, setting, or plot. RL.2.10 - By the end of the year, read and comprehend literature, including stories and poetry, in the grades 2-3 text complexity band proficiently, with scaffolding as needed at the high end of the range.
Reading: Foundational Skills RF.2.2 - Know and apply grade-level phonics and word analysis skills in decoding words. RF.2.4 - Read with sufficient accuracy and fluency to support comprehension.
Writing W.2.4 - Recall information from experiences or gather information from provided sources to answer a question.
Speaking & Listening SL.2.1a - Follow agreed-upon rules for discussions (e.g., gaining the floor in respectful ways, listening to others with care, speaking one at a time about the topic and text under discussion). SL.2.1b - Build on others' talk in conversations by linking their comments to the remarks of others. SL.2.1c - Ask for clarification and further explanation as needed about the topic and text under discussion. SL.2.2 - Recount or describe key ideas or details from a text read aloud or information presented orally or through other media. SL.2.3 - Ask and answer questions about what a speaker says in order to clarify comprehension, gather additional information, or deepen understanding of a topic or issue. SL.2.4 - Produce complete sentences when appropriate to task and situation in order to provide requested detail or clarification.
Language L.2.4 - Use words and phrases acquired through conversations, reading and being read to, and responding to texts, including adjectives and adverbs to describe (e.g., when characters are happy that makes me happy).
Correlation: The Mystery of the Stolen Diamonds CCSS Alignment @BookPages.com

Book Club Common Core Alignment

Common Core State Standards Correlation
Correlation: The Mystery of the Stolen Diamonds Lesson Plans, Resources, and Activities The lesson plans, resources, and activities for use with Correlation: The Mystery of the Stolen Diamonds correlate with the following English Language Arts Common Core State Standards for second grade.
Vocabulary Lesson Plan and Resources
Language L.2.4a - Use sentence-level context as a clue to the meaning of a word or phrase. L.2.4b - Identify real-life connections between words and their use (e.g., describe foods that are spicy or juicy). L.2.4 - Use words and phrases acquired through conversations, reading and being read to, and responding to texts, including using frequently occurring conjunctions to signal simple relationships (e.g., because).
Correlation: The Mystery of the Stolen Diamonds CCSS Alignment @BookPages.com

Vocabulary Connections Common Core Alignment

Book Club Management Materials Spanish Resources

Book Club Calendar

Mes: _____ Nombre: _____

domingo	lunes	martes	miércoles	jueves	viernes	sábado

Iniciar el Conversación

- Yo pienso ...
- Estoy de acuerdo... porque ...
- No estoy de acuerdo... porque...
- En adición ...
- Me da cuenta...
- Me pregunto...

- No comprendo...
- Por favor, diga más sobre eso ...
- ¿Puedes mostrarme dónde está eso en el libro?
- Creo que el autor quiso decir ...

© BookPages.com | Book Club Calendar

Custom Calendar Template

Conversation Prompts

Expectation Guide for Before, During, and After Book Club

Nombre: _____

Expectativas para el Club de Libros

Antes de El Club de Libros	Durante El Club de Libros	Después El Club de Libros
<ul style="list-style-type: none"> Lee el texto asignado. Elige una opción de respuesta de lectura desde su panel de opciones y luego responde al texto en el cuaderno de su lector. Prepárese para el Club de Libro antes de tiempo: <ul style="list-style-type: none"> Elja al menos una parte interesante, divertida o confusa para compartir con su club de lectura. Marque la parte que desea compartir con una nota adhesiva o escriba el número de página en su cuaderno. Recuerde apoyar su pensamiento con evidencia del texto (explique por qué la parte que eligió es interesante, divertida, confusa, etc.). 	<ul style="list-style-type: none"> Ven al Club de Libro a tiempo y listo para comenzar la discusión. Traga su libro, cuaderno de lectura y cualquier otro material que pueda necesitar para el Club de Libro con usted. Participe en el Club de Libro compartiendo sus ideas, escuchando a los demás y haciendo preguntas. Apoye su pensamiento con evidencia del texto. Píde ayuda si la necesitas. Permanecer en el tema. Haz contacto visual con las personas en tu Club de Libro. Respete a las personas en tu Club de libro: <ul style="list-style-type: none"> Intenta no interrumpir: espera tu turno para compartir. Use lenguaje respetuoso. Escucha cuidadosamente. 	<ul style="list-style-type: none"> Reflexiona sobre tu reunión del Club de libro. Piensa en estas cosas: <ul style="list-style-type: none"> ¿Qué parte de la reunión te hizo sentir bien contigo mismo como lector? ¿Qué puedes hacer para tener una mejor conversación la próxima vez? Registre su tarea de lectura en su calendario del Club de Libro. Decida cuándo completará su tarea (durante el tiempo de lectura independiente, como tarea, etc.).

© BookPages.com | Expectations for Book Club

Student Self-Evaluation Rubric

Nombre: _____

Cómo lo hice en el Cam Jansen: The Mystery of the Stolen Diamonds Book Club

Expectativas del Club de Libros	3 Hice lo mejor que pude	2 Pude hacer mejor	1 No lo intenté	
Leí la tarea.				Antes Estaba preparado para la reunión del Club de libros.
Respondí al texto en el cuaderno de mi lector.				
Prepáre algo para compartir con mi Club de libros.				
Tenía mis materiales.				
Compartí mi pensamiento.				Durante Yo participé en la reunión del Club de libro.
Le hice una pregunta a alguien.				
Me mantuve atento a la tarea, escuché y mostré respeto a los demás.				
Me tomé el tiempo para reflexionar.				
Se cuándo y dónde me prepararé para la próxima reunión.				Después Yo era responsable de mi tarea.
Nota	Una nota de tu maestro			
/ 27				

© BookPages.com | Book Club Self-Evaluation

Tied to the Book Club Expectation Guide

Reader's Response Option Board

Nombre: _____

<p>Escriba sobre las conexiones que puede hacer con el texto.</p> <p>RL.2.6</p> <p>Escriba sobre las conexiones que puede hacer con el texto.</p>	<p>¿Recomendarías este libro? ¿Por qué o por qué no?</p> <p>RL.2.7</p> <p>Escriba sobre las palabras desconocidas que lees. ¿Qué crees que significan las palabras? ¿Por qué?</p>	<p>Escriba sobre el personaje que más te gusta / menos. Explica por qué te sientes de la manera en que lo haces.</p> <p>RL.2.3</p> <p>Escriba sobre el personaje que más te gusta / menos. Explica por qué te sientes de la manera en que lo haces.</p>	<p>Escriba sobre las formas en que un personaje cambió en la historia y por qué el personaje cambió.</p> <p>RL.2.3</p> <p>Escriba sobre las formas en que un personaje cambió en la historia y por qué el personaje cambió.</p>
<p>Escriba sobre las partes del texto que encontró confusas o sobre las cosas que se está preguntando.</p> <p>RL.2.1</p> <p>Escriba sobre las partes del texto que encontró confusas o sobre las cosas que se está preguntando.</p>	<p>Escriba sobre las palabras desconocidas que lees. ¿Qué crees que significan las palabras? ¿Por qué?</p> <p>RL.2.10</p> <p>Escriba sobre las palabras desconocidas que lees. ¿Qué crees que significan las palabras? ¿Por qué?</p>	<p>Elja tres eventos del libro. Escriba sobre qué causó que sucedieran los eventos.</p> <p>RL.2.1</p> <p>Elja tres eventos del libro. Escriba sobre qué causó que sucedieran los eventos.</p>	<p>¿Cuáles son algunas palabras o frases poderosas usadas en el texto? ¿Por qué son poderosas?</p> <p>RL.2.4</p> <p>¿Cuáles son algunas palabras o frases poderosas usadas en el texto? ¿Por qué son poderosas?</p>
<p>Escriba sobre las estrategias de lectura que usó para mejorar su comprensión.</p> <p>RL.2.10</p> <p>Escriba sobre las estrategias de lectura que usó para mejorar su comprensión.</p>	<p>Escriba sobre tu parte favorita. Explica por qué es tu parte favorita.</p> <p>RL.2.5</p> <p>Escriba sobre tu parte favorita. Explica por qué es tu parte favorita.</p>	<p>Escriba sobre el mensaje del autor y use evidencia del texto para apoyar su pensamiento.</p> <p>RL.2.2</p> <p>Escriba sobre el mensaje del autor y use evidencia del texto para apoyar su pensamiento.</p>	<p>Identifica el género y explica cómo lo sabes. Compare el texto con otros textos del mismo género.</p> <p>RL.2.7</p> <p>Identifica el género y explica cómo lo sabes. Compare el texto con otros textos del mismo género.</p>
<p>Compare y contrasta ideas del libro. Escriba sobre dos personajes, eventos o configuraciones que son iguales o diferentes.</p> <p>RL.2.4</p> <p>Compare y contrasta ideas del libro. Escriba sobre dos personajes, eventos o configuraciones que son iguales o diferentes.</p>	<p>¿Podría suceder a continuación y explicar por qué su predicción tiene sentido.</p> <p>RL.2.1</p> <p>¿Podría suceder a continuación y explicar por qué su predicción tiene sentido.</p>	<p>Escriba sobre las cosas que un lector necesita saber para entender el texto.</p> <p>RL.2.10</p> <p>Escriba sobre las cosas que un lector necesita saber para entender el texto.</p>	<p>Dibuje y etiquete una imagen de una configuración descrita en el texto.</p> <p>RL.2.7</p> <p>Dibuje y etiquete una imagen de una configuración descrita en el texto.</p>
<p>Escriba sobre la forma en que el problema principal y la solución se desarrollaron en la historia.</p> <p>RL.2.5</p> <p>Escriba sobre la forma en que el problema principal y la solución se desarrollaron en la historia.</p>	<p>Busca un lugar en el libro que te haga sentir algo (feliz, triste, enojado). Explica por qué te sientes de la manera en que lo hiciste.</p> <p>RL.2.4</p> <p>Busca un lugar en el libro que te haga sentir algo (feliz, triste, enojado). Explica por qué te sientes de la manera en que lo hiciste.</p>	<p>¿Qué aprendiste sobre ti como lector hoy? ¿Qué hizo que aprendieras lo que hiciste?</p> <p>RL.2.10</p> <p>¿Qué aprendiste sobre ti como lector hoy? ¿Qué hizo que aprendieras lo que hiciste?</p>	<p>¿Cuál es el hecho o idea más importante que lees hoy? ¿Por qué piensas eso?</p> <p>RL.2.2</p> <p>¿Cuál es el hecho o idea más importante que lees hoy? ¿Por qué piensas eso?</p>

Directions:
Elja una de las opciones de respuesta de la pizarra. Escriba tu respuesta en el cuaderno de tu lector. Después de que hayas escrito tu respuesta, colorea en el recuadro de la tabla de arriba.

© BookPages.com | Common Core Aligned Book Club Reading Response Option Board

with 2nd Grade Common Core Alignment