

Word Work Lesson Plan and Activities

Instructional Focus Based on the Words in the Book

Word Work

By: Erica Silverman
Grade Level: 1 / Guided Reading Level: J

Instructional Focus:
Inflectional Endings (-ed)

Background:
The **inflectional ending -ed** signals that something has happened in the past. The -ed ending makes three sounds which sound should be read.

- /ed/** This sound can be heard in the word **waited**.
- /d/** When the final vowel is long, you can hear the /d/ sound. For example, when you say **waited**, you can hear the /d/ sound.
- /t/** When the final vowel is short, you can hear the /t/ sound. For example, when you say **waited**, you can hear the /t/ sound.

Examples:

/ed/	
/d/	
/t/	

Materials and Preparation:

- A Copy of **Big Pumpkin**
- Chart Paper
- Markers
- Crayons
- Glue Sticks
- Sample Anchor Chart
- Sound Sort Activity
- Color Code Practice
- Optional—Word Detective

Word Work

By: Erica Silverman
Grade Level: 1 / Guided Reading Level: J

Step 1: Introduce the Focus of Word Work

Sample Anchor Chart

Adding "ed" To The End of Verbs

Verb - a word that shows action

- kick + smile = jump
- spill + color = work

3 Sounds of "ed"

"ed" sounds like /ed/	"ed" sounds like /d/	"ed" sounds like /t/
waited	waited	waited
waited	waited	waited

Step 2: Connect Word Work to Reading

Inflectional Ending -ed Words in the Text

- Tell the students that the book they will be reading today has a lot of verbs that end with the letters "ed".
- Show them **pages 7 and 8 of Big Pumpkin**.
- Tell the students to listen carefully and look at the words while you read. Ask the students to put up a thumb when they see or hear a word that ends in "ed".
- After reading, ask students to identify the verbs that end in "ed" in the text. (kicked (/t/), boasted (/ed/), stepped (/t/)). Add the words to the anchor chart.
- Tell students that you are going to read the book once from beginning to end. Alternatively, depending on time and attention, read just some of the pages.
- Invite students to listen for the words that end in "ed."

Examples of words ending with the inflectional ending -ed found in the text:

- /ed/: boasted, landed, shouted, hurried, weeded, watered
- /d/: pulled, tugged, bounced
- /t/: kicked, stepped, looked, watched

Word Work Lesson Plan | @BookPages.com

Step by Step Lesson Plan

List of words in the book that match the instructional focus

Word Work

By: Erica Silverman
Grade Level: 1 / Guided Reading Level: J

Step 3: Guided Word Work Practice

Interactive Exploration

- Group students into partners or groups of 3.
- Provide each student with a glue stick and set of sorting cards and a sorting mat (allow students to cut apart the cards or provide them with a set of pre-cut cards).
- Read the words on the cards together.
- Direct students to read the words on the cards to a partner.
- Model how to sort one or two of the cards into the correct column based on the sound the letters "ed" make at the end of the word.
- Instruct students to say each word aloud and sort their word cards into the correct column.
- Ask students to check each other's work before gluing their word cards into the correct column.

Step 4: Independent Word Work Practice

Practice Page

- Provide each student with a copy of **Color Code**.
- Ask students to take out 3 crayons.
- Instruct students to create their own color code by coloring each of the three "ed" pumpkins a different color.
- Ask students to complete the practice page, coloring each word in the grid according to their color code.

Step 5: Reconnect and Reflect on Word Work

Group Discussion

- Bring the students back together.
- Ask students to explain what they learned about words based on the work they completed.
- Invite students to turn and talk with a partner about their word work.
- Invite 2-3 students to share what they learned with the group.

Step 6: Extend Word Work (optional)

Extension Activity

- Ask students to be on the lookout for **-ed words** in their own reading. Tell them to write their words on a sticky note and add them to the anchor chart (review the added sticky notes with the class later in the day or before moving on to the next word work lesson).
- Alternatively, students can keep track of the words using the **Word Detective worksheet**.

Word Work Lesson Plan | @BookPages.com

Interactive Activity

Sound Sort Interactive Activity

Directions: Cut out the word cards. Read the word on each card. Listen to the sound the letter "ed" make at the end of each word. Then sort the words into the correct column on your sorting mat.




crossed	saved	waited
loved	started	walked
needed	fished	pulled
shouted	washed	stopped

Guided Word Work Practice | @BookPages.com

Independent Practice Page

Color Code Word Work Practice Page

Directions: Color each of the pumpkins below a different color. Then read each word in the grid. Color each word in the grid to match the sound on the pumpkin.

		
folded	crossed	saved
fixed	loved	started
jumped	needed	fished
fried	shouted	washed

Name: _____ Independent Word Work Practice | @BookPages.com

Extension Activity

Word Detective: Words that end in "ed"
Extension Activity

Directions:
Be a word detective!
Be on the lookout for **words that end in "ed"** while you read. Write the word that you find along with the title of the book where you found the word, the page, and the sentence with the word or phrase.

Word	Book Title	Page	Sentence

Name: _____ Independent Word Work Practice | @BookPages.com