Vocabulary Connections Resources

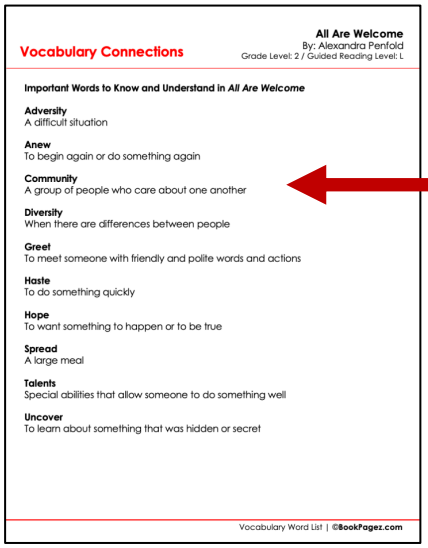

Vocabulary Connections

All Are Welcome
By: Alexandra Penfold
Grade Level: 2 / Guided Reading Level: L

Important Words to Know and Understand in *All Are Welcome*

Adversity
A difficult situation

Anew
To begin again or do something again

Community
A group of people who care about one another

Diversity
When there are differences between people

Greet
To meet someone with friendly and polite words and actions

Haste
To do something quickly

Hope
To want something to happen or to be true

Spread
A large meal

Talents
Special abilities that allow someone to do something well

Uncover
To learn about something that was hidden or secret

Vocabulary Word List | ©BookPagez.com

Important Words to Know and Understand in All Are Welcome Word List

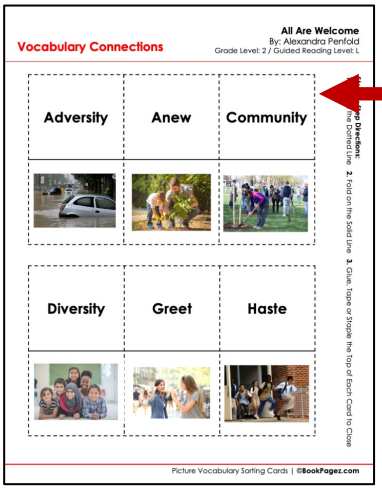

Vocabulary Connections

All Are Welcome
By: Alexandra Penfold
Grade Level: 2 / Guided Reading Level: L

Adversity	Anew	Community

Diversity	Greet	Haste

Step by Step Directions: 1. Cut on the Dotted Line. 2. Fold on the Solid Line. 3. Glue, Tape or Staple the Top of Each Card to Close

Picture Vocabulary Sorting Cards | ©BookPagez.com

Word and Picture Sorting Cards

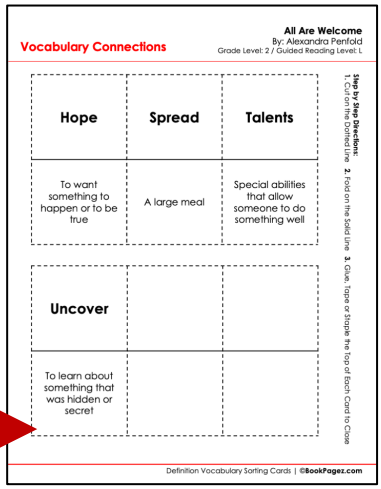

Vocabulary Connections

All Are Welcome
By: Alexandra Penfold
Grade Level: 2 / Guided Reading Level: L

Hope	Spread	Talents
To want something to happen or to be true	A large meal	Special abilities that allow someone to do something well
Uncover		
To learn about something that was hidden or secret		

Step by Step Directions: 1. Cut on the Dotted Line. 2. Fold on the Solid Line. 3. Glue, Tape or Staple the Top of Each Card to Close

Definition Vocabulary Sorting Cards | ©BookPagez.com

Word and Definition Sorting Cards



Vocabulary Connections

All Are Welcome
By: Alexandra Penfold
Grade Level: 2 / Guided Reading Level: L

Adversity is a/an noun verb adverb adjective	Anew is a/an noun verb adverb adjective	Community is a/an noun verb adverb adjective
Definition of **Adversity:**	Definition of **Anew:**	Definition of **Community:**
Adversity looks like this:	**Anew** looks like this:	**Community** looks like this:
Adversity reminds me of:	**Anew** reminds me of:	**Community** reminds me of:
I saw this word in	**I saw this word in**	**I saw this word in**

Step by Step Directions: 1. Cut on the Dotted Line. 2. Fold on the Solid Line. 3. Complete the Vocabulary Card. 4. Glue the Back of the Bottom Flap into Your Notebook. 5. Write the Vocabulary Word on the Front of the Top Flap.

Interactive Vocabulary Notebook Cards | ©BookPagez.com

Interactive Vocabulary Notebook Cards

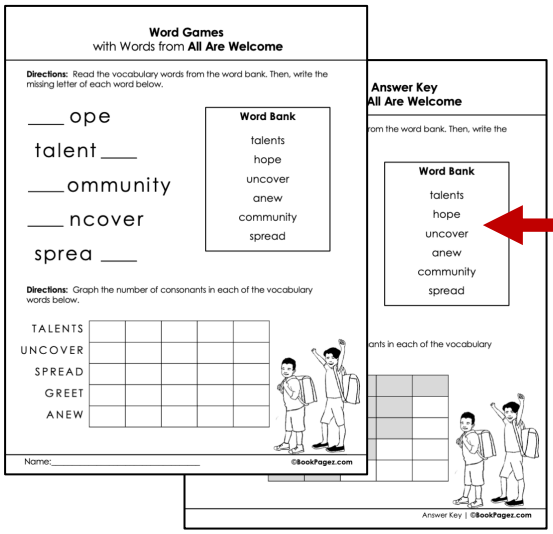

Word Games
with Words from **All Are Welcome**

Directions: Read the vocabulary words from the word bank. Then, write the missing letter of each word below.

____ ope
talent ____
____ ommunity
____ ncover
sprea ____

Word Bank
talents
hope
uncover
anew
community
spread

Directions: Graph the number of consonants in each of the vocabulary words below.

TALENTS					
UNCOVER					
SPREAD					
GREET					
ANEW					

Name:_____ ©BookPagez.com

Answer Key
All Are Welcome

Word Bank
talents
hope
uncover
anew
community
spread

Answer Key | ©BookPagez.com

Word Games and Answer Key



Vocabulary Connections

All Are Welcome
By: Alexandra Penfold
Grade Level: 2 / Guided Reading Level: L

All Are Welcome
By Alexandra Penfold

A new word that I learned in this book is:

It means...

It's like...

Name:

Step by Step Directions: 1. Cut on the Dotted Line. 2. Fold on the Solid Line. 3. Complete the Vocabulary Card. 4. Add Your Vocabulary Card to Your Notebook or Use It As A Bookmark.

Interactive Vocabulary Notebook Personalized Vocabulary Builder Card | ©BookPagez.com

Personalized Vocabulary Bookmark

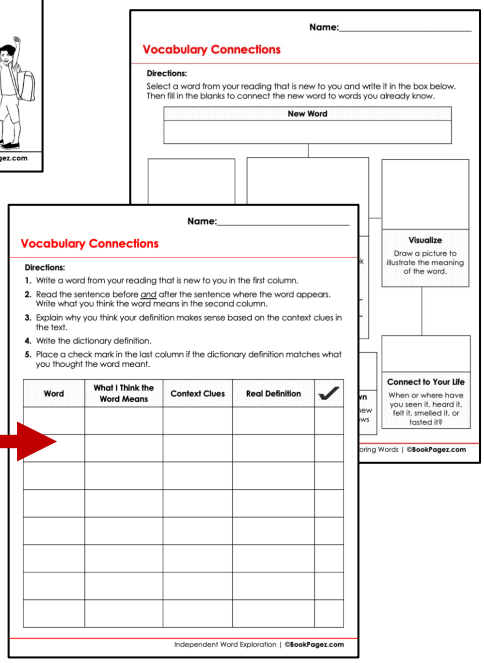

Name:_____

Vocabulary Connections

Directions:
Select a word from your reading that is new to you and write it in the box below. Then fill in the blanks to connect the new word to words you already know.

New Word

Visualize
Draw a picture to illustrate the meaning of the word.

Connect to Your Life
When or where have you seen it, heard it, felt it, smelled it, or tasted it?

Name:_____

Vocabulary Connections

Directions:
1. Write a word from your reading that is new to you in the first column.
2. Read the sentence before and after the sentence where the word appears. Write what you think the word means in the second column.
3. Explain why you think your definition makes sense based on the context clues in the text.
4. Write the dictionary definition.
5. Place a check mark in the last column if the dictionary definition matches what you thought the word meant.

Word	What I Think the Word Means	Context Clues	Real Definition	✓

Independent Word Exploration | ©BookPagez.com

Vocabulary Word Extension Activities